

Ref. No. :

Date :

Average percentage of expenditure for infrastructure augmentation, maintenance of physical facilities and academic support facilities excluding salary component during the last five years (INR in Lakhs)

Year	Budget allocated for infrastructure augmentation	Expenditure for infrastructure augmentation	Total expenditure excluding Salary	Expenditure on maintenance of academic facilities (excluding salary for human resources)	Expenditure on maintenance of physical facilities (excluding salary for human resources)
2020-21	328.88	193.24	592.28	240.89	158.14
2019-20	373.78	152.29	820.58	405.94	262.34
2018-19	428.95	301.89	1041.55	416.07	323.59
2017-18	322.05	351.34	956.18	357.29	247.55
2016-17	303.85	265.33	750.21	331.05	153.82

The Certificate is issued the basis of documents and information provided by the Institute on their specific request.

**For P.C. Patil & Associates
Chartered Accountants**

**CA Harsh Manoj Wadhvani
Partner
M.No: 453239
Date: 23/02/2022
Place: Pune
UDIN: 22453239ADLKS1932**



Branch Office:

1. At Pune

6th Floor, Vidyadhar Heights,
Garud Ganpati Square,
Narayan Peth, Pune - 411 030.
Maharashtra, India.

2. At Sangli

Pandurang Bungalow,
Samarth Chowk,
Shivajinagar, Sangli - 416 416
Maharashtra, India.

3. At Belgaum

S-1, Herambha Plaza,
2nd Floor, Civil Hospital Road,
Belgaum - 590 010
Karnataka, India

Bangalore


C/o Chetan Tigadi, G-17,
Inland Everglades
Apartment, Hebbal,
Pasarahalli Main Road,

Kasegaon Education Society's
Rajarambapu Institute of Technology, Rajaramnagar
(Degree, PG)
Schedule for Fixed Assets As on 31st March 2021

Sr.No.	Account Head	Opening Balance as on 01.04.2020	Addition During Year 2020-21		Total	Rate of Depreciation	Depreciation	W.D.V. Cost of Assets as on 31.03.2021
			Credit	Debit				
1	Equipments and Tools	29,717,411.76	6,964,592.00	15,537,654.00	38,290,473.76	10	3,829,047.00	34,461,426.76
2	Computers	29,906,537.48	-	6,762,991.00	36,669,528.48	25	9,167,382.00	27,502,146.48
3	Furniture	2,920,204.46	-	-	2,920,204.46	10	292,020.00	2,628,184.46
4	Dead stock	29,419,851.13	57,196.00	3,298,285.00	32,660,940.13	10	3,266,094.00	29,394,846.13
5	Library Books	3,972,664.57	12,205.00	625,800.00	4,586,259.57	25	1,146,565.00	3,439,694.57
6	Light and Fitting	1,119,331.00	-	-	1,119,331.00	10	111,933.00	1,007,398.00
7	Electric Installation H.T.	196,597.76	-	-	196,597.76	10	19,660.00	176,937.76
8	Vehicle	10,784,705.62	-	-	10,784,705.62	10	1,078,471.00	9,706,234.62
9	TEQIP (Institutional Development)	11,186,607.38	-	-	11,186,607.38	10	1,118,661.00	10,067,946.38
10	TEQIP - Computers	458,504.84	-	-	458,504.84	25	114,626.00	343,878.84
11	TEQIP (Inst. Develop.) - Books	229,611.23	-	-	229,611.23	25	57,403.00	172,208.23
	Total	119,912,027.23	7,033,993.00	26,224,730.00	139,102,764.23		20,201,862.00	118,900,902.23


Finance Officer
K. E. Society's
Rajarambapu Institute of Technology
Rajaramnagar




Director
K.E. Society's
Rajarambapu Institute of Technology
Rajaramnagar

Note :- Of the above Assets amount of Rs.1,47,87,893.00 pertaining to additions of Fixed assets for the year 2020-21 relate to Development fee fund.




Kasegaon Education Society's
Rajarambapu Institute of Technology, Rajaramnagar
(MBA WING)

Schedule for Fixed Assets As on 31st March 2021

Sr.No.	Account Head	Opening Balance as on 01.04.2020	Addition During Year 2020-2021		Total	Rate of Depreci ation	Depreciation	W.D.V. Cost of Assets as on 31.03.2021
			Credit	Debit				
1	Equipments and Tools	72,304.77	0.00	0.00	72,304.77	10	7,230.00	65,074.77
2	Computers	1,144,522.60	0.00	25276.00	1,169,798.60	25	292,450.00	877,348.60
3	Software	628,589.00	0.00	10900.00	639,489.00	25	159,872.00	479,617.00
4	Furniture	1,146,807.00	0.00	0.00	1,146,807.00	10	114,681.00	1,032,126.00
5	Deadstock	3,313,723.50	0.00	93800.00	3,407,523.50	10	340,752.00	3,066,771.50
6	Library Books	578,290.62	0.00	3998.00	582,288.62	25	145,572.00	436,716.62
7	Light & Fitting	4,450.53	0.00	0.00	4,450.53	10	445.00	4,005.53
	Total	6,888,688.02	-	133,974.00	7,022,662.02		1,061,002.00	5,961,660.02


Finance Officer
K. E. Society's
Rajarambapu Institute of Technology
Rajaramnagar




Director
K.E.Society's
Rajarambapu Institute of Technology
Rajaramnagar

Note:- Of the above Assets amount of Rs. 133974.00 pertaining to additions of Fixed assets for the year 2020-21 relate to Development fee fund.



Kasegaon Education Society's
Rajarambapu Institute of Technology, Rajaramnagar
(Degree, PG)
Schedule for Fixed Assets As on 31st March 2020

Sr.No.	Account Head	Opening Balance as on 01.04.2019	Addition During Year 2019-20		Total	Rate of Depreciation	Depreciation	W.D.V. Cost of Assets as on 31.03.2020
			Credit	Debit				
1	Equipments and Tools	30,140,096.76	-	2,879,250.00	33,019,346.76	10	3,301,935.00	29,717,411.76
2	Computers	30,345,293.48	-	9,530,090.00	39,875,383.48	25	9,968,846.00	29,906,537.48
3	Furniture	3,244,671.46	-	-	3,244,671.46	10	324,467.00	2,920,204.46
4	Dead stock	31,283,055.13	25,226.00	1,430,894.00	32,688,723.13	10	3,268,872.00	29,419,851.13
5	Library Books	4,738,178.57	-	558,707.00	5,296,885.57	25	1,324,221.00	3,972,664.57
6	Light and Fitting	1,243,701.00	-	-	1,243,701.00	10	124,370.00	1,119,331.00
7	Electric Installation H.T.	218,441.76	-	-	218,441.76	10	21,844.00	196,597.76
8	Vehicle	11,983,006.62	-	-	11,983,006.62	10	1,198,301.00	10,784,705.62
9	TEQIP (Institutional Development)	12,429,563.38	-	-	12,429,563.38	10	1,242,956.00	11,186,607.38
10	TEQIP - Computers	611,339.84	-	-	611,339.84	25	152,835.00	458,504.84
11	TEQIP (Inst. Develop.) - Books	306,148.23	-	-	306,148.23	25	76,537.00	229,611.23
	Total	126,543,496.23	25,226.00	14,398,941.00	140,917,211.23		21,005,184.00	119,912,027.23



(Signature)
Finance Officer
K. E. Society's
Rajarambapu Institute of Technology
Rajaramnagar




(Signature)
Director
K.E. Society's
Rajarambapu Institute of Technology
Rajaramnagar


Note :- Of the above Assets amount of Rs.1,43,73,715.00 pertaining to additions of Fixed assets for the year 2019-20 relate to Development fee fund.

Kasegaon Education Society's
Rajarambapu Institute of Technology, Rajaramnagar
(MBA WING)
Schedule for Fixed Assets As on 31st March 2020

Sr.No.	Account Head	Opening Balance as on 01.04.2019	Addition During Year 2019-2020		Total	Rate of Depreci ation	Depreciation	W.D.V. Cost of Assets as on 31.03.2020
			Credit	Debit				
1	Equipments and Tools	80,338.77	0.00	-	80,338.77	10	8,034.00	72,304.77
2	Computers	1,506,029.60	0.00	20,000.00	1,526,029.60	25	381,507.00	1,144,522.60
3	Software	838,119.00	0.00	-	838,119.00	25	209,530.00	628,589.00
4	Furniture	1,274,230.00	0.00	-	1,274,230.00	10	127,423.00	1,146,807.00
5	Deadstock	2,868,447.50	0.00	813,467.00	3,681,914.50	10	368,191.00	3,313,723.50
6	Library Books	748,983.62	0.00	22,071.00	771,054.62	25	192,764.00	578,290.62
7	Light & Fitting	4,945.53	0.00	-	4,945.53	10	495.00	4,450.53
	Total	7,321,094.02	0.00	855,538.00	8,176,632.02		1,287,944.00	6,888,688.02


Finance Officer
K. E. Society's
Rajarambapu Institute of Technology
Rajaramnagar




Director
K.E.Society's
Rajarambapu Institute of Technology
Rajaramnagar

Note:- Of the above Assets amount of Rs. 8,55,538.00 pertaining to additions of Fixed assets for the year 2019-20 relate to Development fee fund.



Kasegaon Education Society's
Rajarambapu Institute of Technology, Rajaramnagar
(Degree, PG)
Schedule for Fixed Assets As on 31st March 2019

Sr.No.	Account Head	Opening Balance as on 01.04.2018	Addition During Year 2018-19 up to 31/03/2019		Total	Rate of Depreciation	Depreciation	W.D.V. Cost of Assets as on 31.03.2019
			Credit	Debit				
1	Equipments and Tools	29,639,470.76	-	3,849,526.00	33,488,996.76	10	3,348,900.00	30,140,096.76
2	Computers	29,937,986.48	-	10,522,405.00	40,460,391.48	25	10,115,098.00	30,345,293.48
3	Furniture	3,605,190.46	-	-	3,605,190.46	10	360,519.00	3,244,671.46
4	Dead stock	25,508,533.13	-	9,250,417.00	34,758,950.13	10	3,475,895.00	31,283,055.13
5	Library Books	4,902,723.57	-	1,414,848.00	6,317,571.57	25	1,579,393.00	4,738,178.57
6	Light and Fitting	1,222,290.00	-	159,600.00	1,381,890.00	10	138,189.00	1,243,701.00
7	Electric Installation H.T.	242,712.76	-	-	242,712.76	10	24,271.00	218,441.76
8	Vehicle	10,703,923.62	-	2,610,528.00	13,314,451.62	10	1,331,445.00	11,983,006.62
9	TEQIP (Institutional Development)	13,810,626.38	-	-	13,810,626.38	10	1,381,063.00	12,429,563.38
10	TEQIP - Computers	815,119.84	-	-	815,119.84	25	203,780.00	611,339.84
11	TEQIP (Inst. Develop.) - Books	408,197.23	-	-	408,197.23	25	102,049.00	306,148.23
	Total	120,796,774.23	-	27,807,324.00	148,604,098.23		22,060,602.00	126,543,496.23



(Signature)
Finance Officer
K. E. Society's
Rajarambapu Institute of Technology
Rajaramnagar



(Signature)
Director
K.E. Society's
Rajarambapu Institute of Technology
Rajaramnagar

Note :- Of the above Assets amount of Rs.2,78,07,324.00 pertaining to additions of Fixed assets for the year 2018-19 relate to Development fee fund.

Kasegaon Education Society's
Rajarambapu Institute of Technology, Rajaramnagar
(MBA WING)

Schedule for Fixed Assets As on 31st March 2019

Sr.No.	Account Head	Opening Balance as on 01.04.2018	Addition During Year 2018-2019		Total	Rate of Depreci ation	Depreciation	W.D.V. Cost of Assets as on 31.03.2019
			Credit	Debit				
1	Equipments and Tools	89,265.77	0.00	-	89,265.77	10	8,927.00	80,338.77
2	Computers	1,279,789.60	0.00	728,250.00	2,008,039.60	25	502,010.00	1,506,029.60
3	Software	1,117,492.00	0.00	-	1,117,492.00	25	279,373.00	838,119.00
4	Furniture	1,415,811.00	0.00	-	1,415,811.00	10	141,581.00	1,274,230.00
5	Deadstock	1,661,163.50	0.00	1,526,000.00	3,187,163.50	10	318,716.00	2,868,447.50
6	Library Books	870,763.62	0.00	127,881.00	998,644.62	25	249,661.00	748,983.62
7	Light & Fitting	5,494.53	0.00	-	5,494.53	10	549.00	4,945.53
	Total	6,439,780.02	0.00	2,382,131.00	8,821,911.02		1,500,817.00	7,321,094.02



(Signature)
Finance Officer
K. E. Society's
Rajarambapu Institute of Technology
Rajaramnagar



(Signature)
Director
K.E.Society's
Rajarambapu Institute of Technology
Rajaramnagar

Note:- Of the above Assets amount of Rs. 19,49,540.00 pertaining to additions of Fixed assets for the year 2018-19 relate to Development fee fund.

Kasegaon Education Society's
Rajarambapu Institute of Technology, Rajaramnagar
(Degree, PG)
Schedule for Fixed Assets As on 31st March 2018

Sr.No.	Account Head	Opening Balance as on 01.04.2017	Addition During Year 2017-18 up to 31/03/2018		Total	Rate of Depreciation	Depreciation	W.D.V. Cost of Assets as on 31.03.2018
			Credit	Debit				
1	Equipments and Tools	25,749,946.76	-	7,182,798.00	32,932,744.76	10	3,293,274.00	29,639,470.76
2	Computers	24,687,060.33	-	15,230,255.15	39,917,315.48	25	9,979,329.00	29,937,986.48
3	Furniture	4,005,767.46	-	-	4,005,767.46	10	400,577.00	3,605,190.46
4	Dead stock	25,851,360.13	-	2,491,454.00	28,342,814.13	10	2,834,281.00	25,508,533.13
5	Library Books	4,883,347.57	-	1,653,617.00	6,536,964.57	25	1,634,241.00	4,902,723.57
6	Light and Fitting	1,226,653.00	-	131,447.00	1,358,100.00	10	135,810.00	1,222,290.00
7	Electric Installation H.T.	269,680.76	-	-	269,680.76	10	26,968.00	242,712.76
8	Vehicle	6,045,856.62	-	5,847,392.00	11,893,248.62	10	1,189,325.00	10,703,923.62
9	TEQIP (Institutional Development)	15,345,140.38	-	-	15,345,140.38	10	1,534,514.00	13,810,626.38
10	TEQIP - Computers	1,086,826.84	-	-	1,086,826.84	25	271,707.00	815,119.84
11	TEQIP (Inst. Develop.) - Books	544,263.23	-	-	544,263.23	25	136,066.00	408,197.23
	Total	109,695,903.08	-	32,536,963.15	142,232,866.23		21,436,092.00	120,796,774.23



(Signature)
Finance Officer
K. E. Society's
Rajarambapu Institute of Technology
Rajaramnagar



(Signature)
Director
K.E. Society's
Rajarambapu Institute of Technology
Rajaramnagar

Note:- Of the above Assets amount of Rs.3,25,36,963.15 pertaining to additions of Fixed assets for the year 2017-18 relate to Development fee fund.

Kasegaon Education Society's
Rajarambapu Institute of Technology, Rajaramnagar
(MBA WING)

Schedule for Fixed Assets As on 31st March 2018

Sr.No.	Account Head	Opening Balance as on 01.04.2017	Addition During Year 2017-2018		Total	Rate of Depreci ation	Depreciation	W.D.V. Cost of Assets as on 31.03.2018
			Credit	Debit				
1	Equipments and Tools	99,183.77	0.00	-	99,183.77	10	9,918.00	89,265.77 ✓
2	Computers	1,136,386.60	0.00	570,000.00	1,706,386.60	25	426,597.00	1,279,789.60 ✓
3	Software	254,798.00	0.00	1,235,192.00	1,489,990.00	25	372,498.00	1,117,492.00 ✓
4	Furniture	1,573,123.00	0.00		1,573,123.00	10	157,312.00	1,415,811.00 ✓
5	Deadstock	1,349,892.50	0.00	495,845.00	1,845,737.50	10	184,574.00	1,661,163.50 ✓
6	Library Books	864,834.62	0.00	296,184.00	1,161,018.62	25	290,255.00	870,763.62 ✓
7	Light & Fitting	6,105.53	0.00	-	6,105.53	10	611.00	5,494.53 ✓
	Total	5,284,324.02	0.00	2,597,221.00	7,881,545.02		1,441,765.00	6,439,780.02 ✓



(Signature)
Finance Officer
K. E. Society's
Rajarambapu Institute of Technology
Rajaramnagar




(Signature)
Director
K.E.Society's
Rajarambapu Institute of Technology
Rajaramnagar


Note:- Of the above Assets amount of Rs. 25,97,221.00 pertaining to additions of Fixed assets for the year 2017-18 relate to Development fee fund.


Kasegaon Education Society's
Rajarambapu Institute of Technology, Rajaramnagar
(Degree, PG)
Schedule for Fixed Assets As on 31st March 2017

Sr.No.	Account Head	Opening Balance as on 01.04.2016	Addition During Year 2016-17 up to 31/03/2017		Total	Rate of Depreciation	Depreciation	W.D.V. Cost of Assets as on 31.03.2017
			Credit	Debit				
1	Equipments and Tools	22,959,271.76	-	5,651,780.00	28,611,051.76	10	2,861,105.00	25,749,946.76
2	Computers	24,009,085.83	-	8,906,994.50	32,916,080.33	25	8,229,020.00	24,687,060.33
3	Furniture	1,288,227.06	-	3,162,625.40	4,450,852.46	10	445,085.00	4,005,767.46
4	Dead stock	23,723,155.13	-	5,000,578.00	28,723,733.13	10	2,872,373.00	25,851,360.13
5	Library Books	5,007,477.67	16,634.10	1,520,287.00	6,511,130.57	25	1,627,783.00	4,883,347.57
6	Light and Fitting	1,362,948.00	-	-	1,362,948.00	10	136,295.00	1,226,653.00
7	Electric Installation H.T.	299,644.76	-	-	299,644.76	10	29,964.00	269,680.76
8	Vehicle	6,717,618.62	-	-	6,717,618.62	10	671,762.00	6,045,856.62
9	TEQIP (Institutional Development)	17,050,156.38	-	-	17,050,156.38	10	1,705,016.00	15,345,140.38
10	TEQIP - Computers	1,449,101.84	-	-	1,449,101.84	25	362,275.00	1,086,826.84
11	TEQIP (Inst. Develop.) - Books	725,684.23	-	-	725,684.23	25	181,421.00	544,263.23
	Total	104,592,371.28	16,634.10	24,242,264.90	128,818,002.08		19,122,099.00	109,695,903.08


Finance Officer
K. E. Society's
Rajarambapu Institute of Technology
Rajaramnagar




Director
K.E. Society's
Rajarambapu Institute of Technology
Rajaramnagar



Note:- Of the above Assets amount of Rs.2,42,25,630.80 pertaining to additions of Fixed assets for the year 2016-17 relate to Development fee fund.


Kasegaon Education Society's
Rajarambapu Institute of Technology, Rajaramnagar
(MBA WING)

Schedule for Fixed Assets As on 31st March 2017

Sr.No.	Account Head	Opening Balance as on 01.04.2015	Addition During Year 2015-2016		Total	Rate of Depreciation	Depreciation	W.D.V. Cost of Assets as on 31.03.2016
			Credit	Debit				
1	Equipments and Tools	110203.77	0.00	0.00	110203.77	10	11020.00	99183.77
2	Computers	1515182.60	0.00	0.00	1515182.60	25	378796.00	1136386.60
3	Software	51469.00	0.00	288262.00	339731.00	25	84933.00	254798.00
4	Furniture	3747.19	0.00	1744167.81	1747915.00	10	174792.00	1573123.00
5	Deadstock	1476541.50	0.00	23339.00	1499880.50	10	149988.00	1349892.50
6	Library Books	900952.62	0.00	252160.00	1153112.62	25	288278.00	864834.62
7	Light & Fitting	6783.53	0.00	0.00	6783.53	10	678.00	6105.53
	Total	4064880.21	0.00	2307928.81	6372809.02		1088485.00	5284324.02


Finance Officer
K. E. Society's
Rajarambapu Institute of Technology
Rajaramnagar




Director
K.E.Society's
Rajarambapu Institute of Technology
Rajaramnagar



Note:- Of the above Assets amount of Rs. 19,74,883.00 pertaining to additions of Fixed assets for the year 2015-16 relate to Development fee fund.