

Rajarambapu Institute of Technology, Rajaramnagar

Over-All Institute Student Feedback Report (2021-22) and Comparative Analysis

Institute Average Feedback

| Year | Agree | Disagree | Not Sure |
|---------|--------|----------|----------|
| 2021-22 | 82.08% | 12.49% | 5.43% |
| 2020-21 | 76.86% | 16.35% | 6.79% |
| 2019-20 | 66.36% | 13.98% | 19.66% |
| 2018-19 | 67.83% | 13.33% | 18.84% |

Total No. of Respondents

| Year | Total No. of Respondents (UG, PG and MBA) | Total Students | Percentage |
|---------|---|----------------|------------|
| 2021-22 | 1543 | 2973 | 51.90% |

Total No. of Respondents Department-wise (UG and MBA)

| Department | No. of Respondents | Total Students | Percentage |
|--|--------------------|----------------|------------|
| Automobile Engineering | 90 | 215 | 41.86% |
| Civil Engineering | 218 | 309 | 70.55% |
| Computer Science & Engineering | 187 | 550 | 34% |
| Information Technology | 209 | 299 | 69.89% |
| Electrical engineering | 180 | 300 | 60% |
| Electronics and Tele-Communication Engineering | 190 | 293 | 64.84% |
| Mechanical Engineering | 262 | 579 | 45.25% |
| Master of Business Administration | 154 | 295 | 52.20% |
| Total | 1490 | 2840 | 52.46% |

Total No. of Respondents Department-wise (PG - Engineering)

| Department | No. of Respondents (PG) | Total Students | Percentage |
|--|-------------------------|----------------|------------|
| Automobile Engineering | 01 | 15 | 6.66% |
| Civil Engineering | 16 | 45 | 35.55% |
| Computer Science & Engineering | 19 | 21 | 90.47% |
| Electrical engineering | 11 | 14 | 78.57% |
| Electronics and Tele-Communication Engineering | 06 | 12 | 50% |
| Mechanical Engineering | - | 26 | 0% |
| Total | 53 | 133 | 39.84% |

Question-wise Option-wise Percentage Feedback (2021-22) and Comparison

| Q. No. | Question | Answer | No. of Responses (2021-22) | In Percentage | | | |
|--------|---|----------|----------------------------|---------------|---------|---------|---------|
| | | | | 2021-22 | 2020-21 | 2019-20 | 2018-19 |
| 1 | The institution offers experiential learning opportunities for learning and skill upgrading. | Not Sure | 34 | 2.21 | 3.44 | 14.66 | 13.87 |
| | | Disagree | 102 | 6.61 | 9.23 | 5.03 | 3.78 |
| | | Agree | 1406 | 91.18 | 87.33 | 80.31 | 82.36 |
| 2 | Office staff is helpful and cooperative. | Not Sure | 66 | 4.28 | 6.46 | 18.61 | 18.75 |
| | | Disagree | 171 | 11.09 | 14.33 | 8.55 | 11.88 |
| | | Agree | 1305 | 84.63 | 79.21 | 72.84 | 69.37 |
| 3 | The institution promotes internships, research assignments, exchange programs and entrepreneurial experiences as per ones liking through the program curricula. | Not Sure | 36 | 2.34 | 2.76 | 16.35 | 14.77 |
| | | Disagree | 146 | 9.47 | 12.51 | 4.42 | 4.43 |
| | | Agree | 1360 | 88.19 | 84.73 | 79.23 | 80.81 |
| 4 | Students get opportunities to discuss their result with faculty. | Not Sure | 42 | 2.72 | 6.65 | 16.59 | 16.58 |
| | | Disagree | 151 | 9.79 | 15.27 | 7.00 | 5.98 |
| | | Agree | 1349 | 87.49 | 78.08 | 76.41 | 77.44 |
| 5 | The prescribed books / reading materials are available in the library. | Not Sure | 15 | 1 | 1.78 | 9.40 | 9.31 |
| | | Disagree | 85 | 5.5 | 7.37 | 3.15 | 4.33 |
| | | Agree | 1442 | 93.5 | 90.85 | 87.45 | 86.35 |
| 6 | Participation in co-curricular activities is encouraged in the institute. | Not Sure | 63 | 4.09 | 4.61 | 10.62 | 10.05 |
| | | Disagree | 178 | 11.54 | 16.11 | 20.86 | 19.66 |
| | | Agree | 1301 | 84.37 | 79.28 | 68.52 | 70.28 |
| 7 | Office takes a lot of time to respond. | Not Sure | 255 | 16.54 | 19.66 | 28.81 | 27.43 |
| | | Agree | 353 | 22.89 | 27.60 | 26.69 | 31.26 |
| | | Disagree | 934 | 60.57 | 52.74 | 44.50 | 41.31 |
| 8 | Only some students take part in co-curricular activities. | Not Sure | 360 | 23.35 | 22.34 | 30.40 | 25.91 |
| | | Agree | 387 | 25.1 | 29.87 | 33.84 | 37.37 |
| | | Disagree | 795 | 51.55 | 47.79 | 35.76 | 36.72 |
| 9 | Training provided by Training & Placement | Not Sure | 44 | 2.85 | 3.78 | 30.97 | 30.14 |


| Q. No. | Question | Answer | No. of Responses (2021-22) | In Percentage | | | |
|--------|--|----------|----------------------------|---------------|---------|---------|---------|
| | | | | 2021-22 | 2020-21 | 2019-20 | 2018-19 |
| | cell is supportive for placement. | Disagree | 251 | 16.28 | 24.01 | 9.96 | 9.22 |
| | | Agree | 1247 | 80.87 | 72.21 | 59.07 | 60.64 |
| 10 | There is bias in awarding marks in examinations. | Not Sure | 182 | 11.8 | 12.09 | 31.67 | 30.39 |
| | | Agree | 336 | 21.79 | 25.18 | 15.23 | 21.62 |
| | | Disagree | 1024 | 66.41 | 62.73 | 53.10 | 47.98 |
| 11 | The public utilities (e.g. washrooms, common rooms, drinking water facilities etc.) are maintained properly. | Not Sure | 62 | 4.02 | 3.02 | 8.41 | 10.92 |
| | | Disagree | 102 | 6.62 | 8.89 | 7.90 | 10.27 |
| | | Agree | 1378 | 89.36 | 88.09 | 83.69 | 78.80 |
| 12 | Besides sports and games there are many major student activities. | Not Sure | 122 | 7.91 | 6.81 | 17.11 | 16.71 |
| | | Disagree | 197 | 12.78 | 16.22 | 12.03 | 10.07 |
| | | Agree | 1223 | 79.31 | 76.97 | 70.86 | 73.22 |
| 13 | Office records are properly maintained and made easily available as and when required. | Not Sure | 39 | 2.53 | 5.44 | 18.94 | 18.66 |
| | | Disagree | 167 | 10.83 | 16.03 | 7.99 | 7.88 |
| | | Agree | 1336 | 86.64 | 78.53 | 73.07 | 73.45 |
| 14 | Training & Placement cell provides enough opportunities for placement and higher studies. | Not Sure | 43 | 2.79 | 3.55 | 25.00 | 23.58 |
| | | Disagree | 220 | 14.27 | 19.85 | 9.59 | 7.79 |
| | | Agree | 1279 | 82.94 | 76.60 | 65.41 | 68.63 |
| 15 | Examination results are used to give feedback for improvement in learning. | Not Sure | 43 | 2.78 | 5.67 | 19.31 | 16.87 |
| | | Disagree | 162 | 10.51 | 15.12 | 9.35 | 8.36 |
| | | Agree | 1337 | 86.71 | 79.21 | 71.34 | 74.77 |
| 16 | The library working hours suits me. | Not Sure | 40 | 2.59 | 6.05 | 11.33 | 11.32 |
| | | Disagree | 101 | 6.55 | 10.51 | 10.10 | 10.27 |
| | | Agree | 1401 | 90.86 | 83.44 | 78.57 | 78.42 |
| 17 | Our grievances are addressed/ problems are solved on time by office. | Not Sure | 67 | 4.35 | 6.05 | 26.18 | 23.90 |
| | | Disagree | 224 | 14.52 | 19.66 | 11.70 | 11.42 |
| | | Agree | 1251 | 81.13 | 74.29 | 62.12 | 64.68 |
| 18 | The institute facilitates counselling and | Not Sure | 46 | 2.98 | 4.99 | 20.44 | 18.20 |


| Q. No. | Question | Answer | No. of Responses (2021-22) | In Percentage | | | |
|--------|---|----------|----------------------------|---------------|---------|---------|---------|
| | | | | 2021-22 | 2020-21 | 2019-20 | 2018-19 |
| | mentoring of the students through faculty members and professional counsellors. | Disagree | 176 | 11.42 | 14.86 | 8.74 | 6.92 |
| | | Agree | 1320 | 85.6 | 80.15 | 70.82 | 74.87 |
| 19 | The overall quality of teaching-learning process in the institution is very good. | Not Sure | 66 | 4.28 | 7.34 | 20.21 | 17.65 |
| | | Disagree | 231 | 14.98 | 15.10 | 9.45 | 8.58 |
| | | Agree | 1245 | 80.74 | 77.65 | 70.34 | 73.77 |
| 20 | Classrooms and laboratories are well equipped with good ambience. | Not Sure | 49 | 3.18 | 3.21 | 12.83 | 12.04 |
| | | Disagree | 112 | 7.26 | 9.34 | 7.38 | 9.23 |
| | | Agree | 1381 | 89.56 | 87.45 | 79.79 | 78.73 |

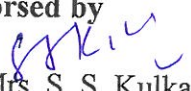
Questions showing increasing trend for 'Disagree' option (2021-22)

| Q. No. | Question | Answer | No. of Responses (2021-22) | In Percentage | | | |
|--------|---|----------|----------------------------|---------------|---------|---------|---------|
| | | | | 2021-22 | 2020-21 | 2019-20 | 2018-19 |
| 9 | Training provided by Training & Placement cell is supportive for placement. | Not Sure | 44 | 2.85 | 3.78 | 30.97 | 30.14 |
| | | Disagree | 251 | 16.28 | 24.01 | 9.96 | 9.22 |
| | | Agree | 1247 | 80.87 | 72.21 | 59.07 | 60.64 |
| 13 | Office records are properly maintained and made easily available as and when required. | Not Sure | 39 | 2.53 | 5.44 | 18.94 | 18.66 |
| | | Disagree | 167 | 10.83 | 16.03 | 7.99 | 7.88 |
| | | Agree | 1336 | 86.64 | 78.53 | 73.07 | 73.45 |
| 14 | Training & Placement cell provides enough opportunities for placement and higher studies. | Not Sure | 43 | 2.79 | 3.55 | 25.00 | 23.58 |
| | | Disagree | 220 | 14.27 | 19.85 | 9.59 | 7.79 |
| | | Agree | 1279 | 82.94 | 76.60 | 65.41 | 68.63 |
| 17 | Our grievances are addressed/ problems are solved on time by office. | Not Sure | 67 | 4.35 | 6.05 | 26.18 | 23.90 |
| | | Disagree | 224 | 14.52 | 19.66 | 11.70 | 11.42 |
| | | Agree | 1251 | 81.13 | 74.29 | 62.12 | 64.68 |
| 18 | The institute facilitates counselling and mentoring of the students through faculty members and professional counsellors. | Not Sure | 46 | 2.98 | 4.99 | 20.44 | 18.20 |
| | | Disagree | 176 | 11.42 | 14.86 | 8.74 | 6.92 |
| | | Agree | 1320 | 85.6 | 80.15 | 70.82 | 74.87 |
| 19 | The overall quality of teaching-learning process in the institution is very good. | Not Sure | 66 | 4.28 | 7.34 | 20.21 | 17.65 |
| | | Disagree | 231 | 14.98 | 15.10 | 9.45 | 8.58 |
| | | Agree | 1245 | 80.74 | 77.65 | 70.34 | 73.77 |



Prepared by

 Prof. S. U. Mahé
 IQAC-Member

Checked by

 Dr. Satyajit R. Patil
 IQAC Coordinator

Endorsed by

 Dr. Mrs. S. S. Kulkarni
 Director