

Ref. No. :

Date :

CERTIFICATE

Sub: Annual Expenditure for Purchase of Library Books, E-books, Journals, E-Journals & Subscription, Databases & Membership etc.

This is to state that the following amounts have been expended towards purchase of Library Books, E-books, Journals, E-Journals & Subscription, Databases, and Membership etc. during the last five years i.e. for the Financial Year 2016-17 to 2020-21.

Financial Year	Print Books	E Books	Print Journals	E Journals	Total
2016-17	15,39,500.00	6,29,600.00	5,82,192.00	23,95,667.00	51,46,959.00
TEQIP	5,56,306.00	-	-	-	5,56,306.00
SubTotal	20,95,806.00	6,29,600.00	5,82,192.00	23,95,667.00	57,03,265.00
2017-18	21,94,235.00	13,330.00	4,91,783.00	29,95,695.00	56,95,043.00
2018-19	11,62,913.00	6,71,927.00	5,13,401.00	37,12,059.00	60,60,300.00
2019-20	7,32,534.00	11,57,826.00	5,28,798.00	27,04,882.00	51,24,040.00
2020-21	4,21,195.00	11,51,768.00	5,62,793.00	29,09,218.00	50,44,974.00

The certificate is issued on the basis of documents and information provided by the Institute on their specific request.

For P C Patil & Associates
Chartered Accountants

Partner

CA Yuvraj V Bhandare

M. No : 130266

Date: 17/01/2022

UDIN : 22130266AAAADV5162



DIRECTOR

K. E. Society's
Rajarambapu Institute of Technology
An Autonomous Institute
Rajaramnagar, Sakharale, (Islampur)



Branch Office:

1. At Pune

6th Floor, Vidyadhar Heights,
Garud Ganpati Square,
Narayan Peth, Pune - 411 030.
Maharashtra, India.
Off. : 020-24482393 /
24476666

2. At Sangli

Pandurang Bunglow,
Samarth Chowk,
Shivajinagar, Sangli - 416 416
Maharashtra, India.
Off. : +91-0233-2329290
Mob. : +91-7588588518.

3. At Belgaum

S-1, Herambha Plaza,
2nd Floor, Civil Hospital Road,
Belgaum - 590 010
Karnataka, India
Off. : +91-831-2423235
Mob. : +91-9448230590

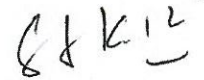
4. At Khanapur

H. No. 1119,
Samadevi Galli,
Khanapur - 591 302
Karnataka, India
Off. : +91-8336-222432
Mob. : +91-8147368687

Kasegaon Education Society's
Rajarambapu Institute of Technology, Rajaramnagar
(Degree, PG)
Schedule for Fixed Assets As on 31st March 2017

Sr.No.	Account Head	Opening Balance as on 01.04.2016	Addition During Year 2016-17 up to 31/03/2017		Total	Rate of Depreciation	Depreciation	W.D.V. Cost of Assets as on 31.03.2017
			Credit	Debit				
1	Equipments and Tools	22,959,271.76	-	5,651,780.00	28,611,051.76	10	2,861,105.00	25,749,946.76
2	Computers	24,009,085.83	-	8,906,994.50	32,916,080.33	25	8,229,020.00	24,687,060.33
3	Furniture	1,288,227.06	-	3,162,625.40	4,450,852.46	10	445,085.00	4,005,767.46
4	Dead stock	23,723,155.13	-	5,000,578.00	28,723,733.13	10	2,872,373.00	25,851,360.13
5	Library Books	5,007,477.67	16,634.10	1,520,287.00	6,511,130.57	25	1,627,783.00	4,883,347.57
6	Light and Fitting	1,362,948.00	-	-	1,362,948.00	10	136,295.00	1,226,653.00
7	Electric Installation H.T.	299,644.76	-	-	299,644.76	10	29,964.00	269,680.76
8	Vehicle	6,717,618.62	-	-	6,717,618.62	10	671,762.00	6,045,856.62
9	TEQIP (Institutional Development)	17,050,156.38	-	-	17,050,156.38	10	1,705,016.00	15,345,140.38
10	TEQIP - Computers	1,449,101.84	-	-	1,449,101.84	25	362,275.00	1,086,826.84
11	TEQIP (Inst. Develop.) - Books	725,684.23	-	-	725,684.23	25	181,421.00	544,263.23
	Total	104,592,371.28	16,634.10	24,242,264.90	128,818,002.08		19,122,099.00	109,695,903.08




 Director
 K.E. Society's
 Rajarambapu Institute of Technology
 Rajaramnagar

Note:- Of the above Assets amount of Rs.2,42,25,630.80 pertaining to additions of Fixed assets for the year 2016-17 relate to Development fee fund.

**Kasegaon Education Society's
Rajarambapu Institute of Technology, Rajaramnagar (Degree, PG)
Income and Expenditure Account for the period 2016-17 up to 31/03/2017**

Expenditure	Rs.	Rs.	Income	Rs.	Rs.
To Establishment Expenditure			By Income from Other Source		
Audit fee	103,500.00		Fees	224,916,864.00	
Depreciation	19,122,099.00	19,225,599.00	Other Revenue Receipt	5,953,298.00	230,870,162.00
To Expenditure on Object of Trust					
Educational					
Salary of Teaching Staff & Non Teaching	177,866,790.00				
Other Revenue Expenditure	42,379,407.14				
TEQIP Loan Interest	3,373,830.00	223,620,027.14	To Deficit		11,975,464.14
Total		242,845,626.14	Total		242,845,626.14

Examined and found correct as per the books of account produced to us
and information & explanations given to us during the course of our audit

S.K.
Director
K.E.Society's
Rajarambapu Institute of Technology,
Rajaramnagar, Sakharale.



Place : Sangli

Date : 22 JUN 2017

For P.C.Patil & Associates
Chartered Accountants



Yuvraj Bhandare
Yuvraj Bhandare
(Partner)
M.No. 130266

Kasegaon Education Society's
Rajarambapu Institute of Technology, Rajaramnagar (Degree, PG)
Schedule of Other Revenue Expenditure for the year 2016-17 up to 31/03/2017

1 Printing & Stationery

Printing & Stationery	834,895.46
Total	834,895.46

2 Consumable

R/c Departmental Exp	1,965,746.00
Consumable	2,551,635.00
Total	4,517,381.00

3 Student Welfare

Student Welfare	113,671.00
Gymkhana	161,035.00
Medical Aid	9,290.00
Teaching aid expenses	17,148.80
Cultural Activities	252,464.00
Admission Exps	2,039,400.00
Training & Placement	167,839.00
Industry - Institutional Interaction	282,745.00
Student Training	1,112,018.00
Counseling Cell	22,000.00
Prizes	153,500.00
CIID/EDP cell Exp.	79,217.00
Music Cell	130,775.00
Function	12,631.00
Vishakha Cell	5,120.00
Quantum	500.00
Total	4,559,353.80

4 Research & Development


Research & Development	1,231,442.34
Total	1,231,442.34

5 Staff Welfare

Traveling & Conveyance	1,205,759.00
Hospitality / Refreshment Exp.	414,750.00
Staff Training	547,993.19
Staff Welfare	201,241.00
BOS Meeting Exp.	183,122.00
Total	2,552,865.19

6 Repairs & Maintenance

Light & Electrical expenses	459,956.83
Maint. & Repairs - Building	2,534,995.00
Maint. & Repairs - Garden	362,566.00
Maint. & Repairs - Gen Set	55,868.00
Maint. & Repairs - Equipment	1,348,424.00
Maint. & Repairs - General	10,058.20
Maint. & Repairs - Furniture	804,731.00
Maint. & Repairs - Vehicle	407,150.00
Maint. & Repairs - Staff Quarter	72,841.00
Insurance & Tax	562,815.00
Total	6,619,405.03



7 Telephone & Internet Charges

Telephone Bill	91,751.00
Internet Expenditure	550,992.00
Total	642,743.00

8 Water Charges

Water Charges	216,369.00
Water connection expenditure	28,223.00
Total	244,592.00

9 Electricity Charges

Electrical Bill	6,704,956.00
Power & Fuel Expenses	553,693.00
Total	7,258,649.00

10 Journals & Periodicals

College magazine	118,000.00
Engineering Journals, Periodicals	2,504,969.00
Newspaper	68,031.00
Library Other Expenses	29,640.00
Total	2,720,640.00

11 Fees & Subscription

Institutional Membership	9,200.00
Affiliation & Registration fee	802,023.00
F. R. A. Processing Charges	653,591.00
A. R. A. Processing Charges	432,000.00
Total	1,896,814.00

12 Office Expenses

Postage & Telegram	76,306.00
Bank Commission	2,233.32
NAAC Expenditure	315,072.00
Total	393,611.32

13 Advertisement

Advertisement	1,277,120.00
Total	1,277,120.00

14 Consultancy/Testing Expenditure

Auto Consultancy/Testing	8,000.00
Computer Center Consultancy/Testing	4,000.00
Electrical Consultancy/Testing	74,729.00
Electronics Consultancy/Testing	17,920.00
Mech. Consultancy/Testing	83,920.00
Civil Consultancy/Testing	50,079.00
Total	238,648.00

15 Auto care center

Auto care center	69,580.00
Internal Revenue Generation	2,113,456.00
University Lead College Program	266,211.00



[Signature]
Director


K.E.S. Rajarambapu Institute of Techy.
Rajaramnagar, Sakharale (Islampur)



**Kasegaon Education Society's
Rajarambapu Institute of Technology, Rajaramnagar
Diploma Second Shift
Schedule for Fixed Assets As on 31st March 2017**

Sr.No.	Account Head	Opening Balance as on 01.04.2016	Addition During Year 2016-2017		Total	Rate of Depreci ation	Depreciation	W.D.V. Cost of Assets as on 31.3.2017
			Credit	Debit				
1	Equipments and Tools	108,290.00	-	150,373.00	258,663.00	10	25,866.00	232,797.00
2	Furniture	0.00		1,744,167.81	1,744,167.81	10	174,417.00	1,569,750.81
3	Computers	239,882.00	-	346,743.00	586,625.00	25	146,656.00	439,969.00
4	Deadstock	71,685.00	-	356,696.00	428,381.00	10	42,838.00	385,543.00
5	Software	35,818.00	-	8,554.00	44,372.00	25	11,093.00	33,279.00
6	Library Books	404,953.00	-	401,218.00	806,171.00	25	201,543.00	604,628.00
	Total	860,628.00	-	3,007,751.81	3,868,379.81		602,413.00	3,265,966.81




Director
K.E.Society's
Rajarambapu Institute of Technology
Rajaramnagar

Note:- Of the above Assets amount of Rs. 22,03,348.00 pertaining to additions of Fixed assets for the year 2016-17 relate to Development fee fund.

Kasegaon Education Society's
Rajarambapu Institute of Technology, Rajaramnagar (Diploma Second Shift)
Income and Expenditure Account As on 31st March 17

Expenditure	Rs.	Rs.	Income	Rs.	Rs.
To Establishment Expenditure			By Income from Other Source		
Audit fee	14,950.00		Fees	13,638,998.00	
Depreciation	602,413.00	617,363.00	Other Revenue Receipt	106,670.00	13,745,668.00
To Expenditure on Object of Trust					
Educational					
Salary of Teaching Staff	13,454,532.00				
Salary of Non Teaching Staff	1,188,708.00				
Other Revenue Expenditure	3,553,197.59	18,196,437.59	By Deficit Carried Over to B/S	5,068,132.59	5,068,132.59
Total		18,813,800.59	Total		18,813,800.59

Examined and found correct as per the books of account produced to us and information & explanations given to us during the course of our audit.

[Signature]

Director
K.E.Society's
Rajarambapu Institute of Technology,
Rajaramnagar, Sakharale.



Place: Sangli

Date : 22/06/2017

For P.C.Patil & Associates
Chartered Accountants



[Signature]
Yuvraj Bhandare
(Partner)
M.No. 130266

Kasegaon Education Society's
Rajarambapu Institute of Technology, Rajaramnagar (Diploma Second Shift)
Schedule of Other Revenue Expenditure for the year 2016-17

1 Printing & Stationery

Printing & Stationery	192,462.13
Total	192,462.13

2 Consumable

R/c Departmental Exp	51,237.00
Consumable	324,548.00
Total	375,785.00

3 Student Welfare

Teaching aid expenses	5,267.10
Gymkhana	51,483.00
Admission Exps.	420,439.00
Cultural Activity	4,000.00
Training & Placement	8,678.00
Industry Institute Interaction	422.00
Student Training	72,340.00
Total	562,629.10

4 Staff Welfare

Traveling & Conveyance	69,985.00
Hospitality / Refreshment Exp.	16,643.00
Staff Training	28,586.00
CIITD/E.D.P Cell	5,880.00
Total	121,094.00

5 Repairs & Maintenance

General M/R	1,233,038.86
Building M/R	332,807.00
Equipment M/R	10,000.00
Furniture M/R	36,000.00
Total	1,611,845.86

6 Journals & Periodicals

Engineering Journals, Periodicals	58,663.00
Library Other Expenses	16,338.00
Total	75,001.00

7 Fees & Subscription

Affiliation & Registration fee	60,000.00
F.R.A. Processing Fee	28,783.00
A.R.A.Processing Fee	81,500.00
Total	170,283.00

8 Office Expenses

Postage & Telegram	10,392.00
Bank Commission	1,023.50
Total	11,415.50

9 Administrative Expenditure

Administrative Expenditure	410,000.00
Total	410,000.00

10 Research & Development

Research & Development	12,995.00
Total	12,995.00



11 M.S.B.T.E. Exam Expenditure

M.S.B.T.E. Exam Expenditure	9,687.00
Total	9,687.00

Total	3,553,197.59
-------	--------------



[Handwritten signature]

Director


K.E.S. Rajarambapu Institute of Techy.
Rajaramnagar, Sakharale (Islampur)

Kasegaon Education Society's
Rajarambapu Institute of Technology, Rajaramnagar
(MBA WING)

Schedule for Fixed Assets As on 31st March 2017

Sr.No.	Account Head	Opening Balance as on 01.04.2015	Addition During Year 2015-2016		Total	Rate of Depreciation	Depreciation	W.D.V. Cost of Assets as on 31.03.2016
			Credit	Debit				
1	Equipments and Tools	110203.77	0.00	0.00	110203.77	10	11020.00	99183.77
2	Computers	1515182.60	0.00	0.00	1515182.60	25	378796.00	1136386.60
3	Software	51469.00	0.00	288262.00	339731.00	25	84933.00	254798.00
4	Furniture	3747.19	0.00	1744167.81	1747915.00	10	174792.00	1573123.00
5	Deadstock	1476541.50	0.00	23339.00	1499880.50	10	149988.00	1349892.50
6	Library Books	900952.62	0.00	252160.00	1153112.62	25	288278.00	864834.62
7	Light & Fitting	6783.53	0.00	0.00	6783.53	10	678.00	6105.53
	Total	4064880.21	0.00	2307928.81	6372809.02		1088485.00	5284324.02




 Director
 K.E.Society's
 Rajarambapu Institute of Technology
 Rajaramnagar

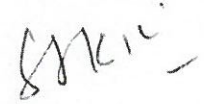


Note:- Of the above Assets amount of Rs. 19,74,883.00 pertaining to additions of Fixed assets for the year 2015-16 relate to Development fee fund.

Kasegaon Education Society's
Rajarambapu Institute of Technology, Rajaramnagar (MBA Wing)
Income and Expenditure Account for the Year Ended 31st March 2017

Expenditure	Rs.	Rs.	Income	Rs.	Rs.
To Establishment Expenditure			By Income from Other Source		
Audit fee	19550.00		Fees	12991037.00	
Depreciation	1088485.00	1108035.00	Other Revenue receipts	286781.00	13277818.00
To Expenditure on Object of Trust					
Educational					
Salary of Teaching Staff	10248235.00				
Salary of Non- Teaching Staff	573898.00				
Other Revenue Expenditure	2612071.16	13434204.16	By Deficit Carried Over to B/S		1264421.16
Total		14542239.16	Total		14542239.16

Examined and found correct as per the books of account produced to us
and information & explanations given to us during the course of our audit.


Director
K.E.Society's
Rajarambapu Institute of Technology,
Rajaramnagar, Sakharale.




Place: Sangli

Date : 22 JUN 2017

For P.C.Patil & Associates
Chartered Accountants




Yuvraj Bhandare
(Partner)
M.No. 130266

Kasegaon Education Society's
Rajarambapu Institute of Technology, Rajaramnagar (MBA Wing)

Schedule of Other Revenue Expenditure for the year 2016-17

1 Printing & Stationery

Printing & Stationery	23619.16
Total	23619.16

2 Postage & Telegram

Postage & Telegram	13814.00
Total	13814.00

3 Student Welfare

Teaching Aid Exp.	532.00
Student Welfare	7399.00
Student Training	286125.00
Student Training & Placement	73177.00
Gymkhana	101433.00
Cultural Activity	71205.00
Industry-Institute Interaction	3544.00
Vision	6980.00
BOS Meeting Exp.	13399.00
Total	563794.00

4 Staff Welfare

Traveling & Conveyance	6126.00
Hospitality / Refreshment Exp.	9236.00
Staff Training	44491.00
Faculty Development Training	195184.00
Staff Welfare	1650.00
Total	256687.00

5 Repairs & Maintenance

Maint.& Repairs - Equipment	17450.00
Maint.& Repairs - General	510000.00
Maint.& Repairs - General	15500.00
Light & Electrical Exp.	
Total	542950.00

6 Telephone & Internet Charges

Telephone Bill	4376.00
Total	4376.00

7 Journals & Periodicals

Management Journals, Periodicals	414227.00
Newspaper	5382.00
Total	419609.00



8 Fees & Subscription

Affiliation & Registration fee	36000.00
F.R.A. Processing Charges	41301.00
A.R.A. Processing charges	64000.00
NAAC Expenditure	12110.00
Total	153411.00

9 Advertisement

Advertisement	25760.00
Admission Expenditure	61537.00
Total	87297.00

10 Consumable

Consumable	1760.00
R/c Departmental Exp.	95266.00
Total	97026.00

11 Research & Development

Research & development	119000.00
Total	119000.00

12 Internal Revenue Generation

Internal Revenue Generation	12663.00
Total	12663.00

13 University Lead College Programme

University Lead College Programme	12825.00
Total	12825.00



Director

K.E.S. Rajarambapu Institute of Techy.
Rajaramnagar, Sakharale (Islampur)

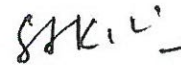


Kasegaon Education Society's
Rajarambapu Institute of Technology, Rajaramnagar
(Degree, PG)

Schedule for Fixed Assets As on 31st March 2018

Sr.No.	Account Head	Opening Balance as on 01.04.2017	Addition During Year 2017-18 up to 31/03/2018		Total	Rate of Depreciation	Depreciation	W.D.V. Cost of Assets as on 31.03.2018
			Credit	Debit				
1	Equipments and Tools	25,749,946.76	-	7,182,798.00	32,932,744.76	10	3,293,274.00	29,639,470.76
2	Computers	24,687,060.33	-	15,230,255.15	39,917,315.48	25	9,979,329.00	29,937,986.48
3	Furniture	4,005,767.46	-	-	4,005,767.46	10	400,577.00	3,605,190.46
4	Dead stock	25,851,360.13	-	2,491,454.00	28,342,814.13	10	2,834,281.00	25,508,533.13
5	Library Books	4,883,347.57		1,653,617.00	6,536,964.57	25	1,634,241.00	4,902,723.57
6	Light and Fitting	1,226,653.00	-	131,447.00	1,358,100.00	10	135,810.00	1,222,290.00
7	Electric Installation H.T.	269,680.76	-	-	269,680.76	10	26,968.00	242,712.76
8	Vehicle	6,045,856.62	-	5,847,392.00	11,893,248.62	10	1,189,325.00	10,703,923.62
9	TEQIP (Institutional Development)	15,345,140.38	-	-	15,345,140.38	10	1,534,514.00	13,810,626.38
10	TEQIP - Computers	1,086,826.84	-	-	1,086,826.84	25	271,707.00	815,119.84
11	TEQIP (Inst. Develop.) - Books	544,263.23	-	-	544,263.23	25	136,066.00	408,197.23
	Total	109,695,903.08	-	32,536,963.15	142,232,866.23		21,436,092.00	120,796,774.23




 Director
 K.E. Society's
 Rajarambapu Institute of Technology
 Rajaramnagar

Note:- Of the above Assets amount of Rs.3,25,36,963.15 pertaining to additions of Fixed assets for the year 2017-18 relate to Development fee fund.

Kasegaon Education Society's
Rajarambapu Institute of Technology, Rajaramnagar (Degree, PG)
Income and Expenditure Account for the period 2017-18 up to 31/03/2018

Expenditure	Rs.	Rs.	Income	Rs.	Rs.
To Establishment Expenditure			By Income from Other Source		
Audit fee	106,200.00		Fees	233,893,017.00	
Depreciation	21,436,092.00	21,542,292.00	Other Revenue Receipt	4,831,590.00	238,724,607.00
To Expenditure on Object of Trust					
Educational					
Salary of Teaching Staff & Non Teaching	181,171,365.00				
Other Revenue Expenditure	53,314,796.57				
TEQIP Loan Interest	2,998,980.00				
R.B.Sah. Bank Laon Interest	30,428.00	237,515,569.57	To Deficit	20,333,254.57	20,333,254.57
Total		259,057,861.57	Total		259,057,861.57

Examined and found correct as per the books of account produced to us
and information & explanations given to us during the course of our audit

Director
K.E.Society's

Rajarambapu Institute of Technology,
Rajaramnagar, Sakharale.



Place : Sangli

Date : 15 JUN 2018

For P.C.Patil & Associates
Chartered Accountants



Yuvraj Bhandare
(Partner)

M.No. 130266

Kasegaon Education Society's
Rajarambapu Institute of Technology, Rajaramnagar (Degree, PG)
Schedule of Other Revenue Expenditure for the year 2017-18 up to 31/03/2018

1 Printing & Stationery

Printing & Stationery	987,111.49
Total	987,111.49

2 Consumable

R/c Departmental Exp	1,698,982.00
Consumable	2,886,915.00
Total	4,585,897.00

3 Student Welfare

Student Welfare	244,963.00
Gymkhana	355,370.00
Teaching aid expenses	15,134.05
Cultural Activities	311,735.00
Admission Exps	1,857,557.00
Training & Placement	398,891.00
Industry - Institutional Interaction	476,581.00
Student Training	2,758,490.00
Counseling Cell	25,914.00
Prizes	161,500.00
CIID/EDP cell Exp.	179,277.00
Music Cell	165,529.00
Function	6,160.00
Vishakha Cell	17,245.00
S.U. Exam Expenditure	860.00
Quantum	149,737.00
Total	7,124,943.05

4 Research & Development

Research & Development	1,753,326.76
Total	1,753,326.76

5 Staff Welfare

Travelling & Conveyance	875,774.00
Hospitality / Refreshment Exp.	276,915.00
Staff Training	1,070,694.09
Staff Welfare	348,070.00
BOS Meeting Exp.	117,653.00
RIT - CRS	12,500.00
Total	2,701,606.09

6 Repairs & Maintenance

Light & Electrical expenses	1,017,124.14
Maint. & Repairs - Building	2,772,126.00
Maint. & Repairs - Garden	137,358.00
Maint. & Repairs - Gen Set	97,194.00
Maint. & Repairs - Equipment	911,453.00
Maint. & Repairs - General	50,271.50
Maint. & Repairs - Furniture	169,487.00
Maint. & Repairs - Vehicle	671,523.00
Maint. & Repairs - Staff Quarter	231,919.00
Insurance & Tax	976,523.00
Total	7,034,978.64

7 Telephone & Internet Charges

Telephone Bill	81,404.00
Intercom Expenditure	24,903.00
Internet Expenditure	2,357,789.00
Total	2,464,096.00



8 Water Charges

Water Charges	255,859.00
Water connection expenditure	225,087.00
Total	480,946.00

9 Electricity Charges

Electrical Bill	6,368,262.00
Power & Fuel Expenses	440,000.00
Total	6,808,262.00

10 Journals & Periodicals

College magazine	127,590.00
Engineering Journals, Periodicals	2,993,387.28
Newspaper	79,827.00
Library Other Expenses	18,402.00
Total	3,219,206.28

11 Fees & Subscription

Institutional Membership	28,540.00
Accreditation	564,235.00
Affiliation & Registration fee	877,200.00
F. R. A. Processing Charges	168,458.00
A. R. A. Processing Charges	173,338.00
Total	1,811,771.00

12 Office Expenses

Postage & Telegram	73,824.00
Bank Commission	6,389.32
Professional Fee	40,000.00
NAAC Expenditure	48,200.00
Total	168,413.32

13 Advertisement

Advertisement	835,994.00
Total	835,994.00

14 Security and House Keeping Exp

Security Exp.	3,265,947.00
House Keeping Exp.	2,812,978.00
Total	6,078,925.00

15 Consultancy/Testing Expenditure

Auto Consultancy/Testing	44,600.00
Computer Engg Consultancy/Testing	250.00
Electrical Consultancy/Testing	14,700.00
Electronics Consultancy/Testing	146,017.94
Mech. Consultancy/Testing	42,000.00
Civil Consultancy/Testing	443,722.00
Total	691,289.94

16 Auto care center	4,550.00
17 Internal Revenue Generation	1,233,240.00
18 University Lead College Program	209,090.00



DIRECTOR


K. E. Society's
Rajarambapu Institute of Technology
An Autonomous Institute
Rajaramnagar, Sakharale, (Islamour)



Kasegaon Education Society's
Rajarambapu Institute of Technology, Rajaramnagar
Diploma Second Shift
Schedule for Fixed Assets As on 31st March 2018

Sr.No.	Account Head	Opening Balance as on 01.04.2017	Addition During Year 2017-2018		Total	Rate of Depreci ation	Depreciation	W.D.V. Cost of Assets as on 31.03.2018
			Credit	Debit				
1	Equipments and Tools	232,797.00	0.00	37,673.00	270,470.00	10	27,047.00	243,423.00
2	Furniture	1,569,750.81	0.00	-	1,569,750.81	10	156,975.00	1,412,775.81
3	Computers	439,969.00	0.00	1,330,487.00	1,770,456.00	25	442,614.00	1,327,842.00
4	Deadstock	385,543.00	0.00	23,222.00	408,765.00	10	40,877.00	367,888.00
5	Software	33,279.00	0.00	119,756.00	153,035.00	25	38,259.00	114,776.00
6	Library Books	604,628.00	435.00	260,779.00	864,972.00	25	216,243.00	648,729.00
	Total	3,265,966.81	435.00	1,771,917.00	5,037,448.81		922,015.00	4,115,433.81




Director
K.E.Society's
Rajarambapu Institute of Technology
Rajaramnagar

Note:- Of the above Assets amount of Rs. 17,71,482.00 pertaining to additions of Fixed assets for the year 2017-18 relate to Development fee fund.

**Kasegaon Education Society's
Rajarambapu Institute of Technology, Rajaramnagar (Diploma Second Shift)
Income and Expenditure Account for the Year Ended 2017-18**

Expenditure	Rs.	Rs.	Income	Rs.	Rs.
To Establishment Expenditure			By Income from Other Source		
Audit fee	15,340.00		Fees	15,166,102.00	
Depreciation	922,015.00	937,355.00	Other Revenue Receipt	120,741.00	15,286,843.00
To Expenditure on Object of Trust					
Educational					
Salary of Teaching Staff	17,147,450.00				
Salary of Non Teaching Staff	1,438,440.00				
Other Revenue Expenditure	3,897,513.96	22,483,403.96	By Deficit Carried Over to B/S	8,133,915.96	8,133,915.96
Total		23,420,758.96	Total		23,420,758.96



S.K.K.

Director
K.E.Society's
Rajarambapu Institute of Technology,
Rajaramnagar, Sakharale.

Place: Sangli

Date : **15 JUN 2018**

Examined and found correct as per the books of account produced to us and information & explanations given to us during the course of our audit.

For P.C.Patil & Associates
Chartered Accountants

FRN
123457 W

S.K.K.
Suvraj Bhandare
(Partner)
M.No. 130266

Kasegaon Education Society's
Rajarambapu Institute of Technology, Rajaramnagar (Diploma Second Shift)
Schedule of Other Revenue Expenditure for the year 2017-18

1 Administrative Expenditure

Administrative Expenditure	447,530.00
Total	447,530.00

2 Advertisement

Advertisement	13,440.00
Total	13,440.00

3 Consumable

R/c Departmental Exp	52,060.00
Consumable	200,283.00
Total	252,343.00

4 Electricity Charges

Electricity Charges	500,230.00
Total	500,230.00

5 Fees & Subscription

Affiliation & Registration fee	60,000.00
F.R.A. Processing Fee	13,391.00
A.R.A.Processing Fee	36,019.00

6 Journals & Periodicals

Engineering Journals, Periodicals	70,570.00
Total	70,570.00

7 M.S.B.T.E. Exam Expenditure

M.S.B.T.E. Exam Expenditure	18,241.00
-----------------------------	-----------

8 Office Expenses

Postage & Telegram	10,923.00
Bank Commission	780.94
Total	11,703.94

9 Printing & Stationery

Printing & Stationery	80,972.62
Total	80,972.62

10 Repairs & Maintenance

General M/R	1,447,100.00
Light & Electrical Exp.	41,931.00
Equipment M/R	44,235.00
Total	1,533,266.00

11 Research & Development

Research & Development	5,500.00
Total	5,500.00



12	Student Welfare	
	Student Welfare	390.00
	Teaching aid expenses	2,552.40
	Gymkhana	68,321.00
	Admission Exps.	273,358.00
	Cultural Activity	9,376.00
	Training & Placement	39,087.00
	Industry Institute Interaction	1,390.00
	Student Training	315,360.00
	Total	709,834.40

13 **Staff Welfare**

Traveling & Conveyance	53,411.00
Hospitality / Refreshment Exp.	8,284.00
Staff Training	46,778.00
CIITD/E.D.P Cell	36,000.00
Total	144,473.00



[Handwritten Signature]

DIRECTOR

K. E. Society's
Rajarambapu Institute of Technology
An Autonomous Institute
Rajaramnagar, Sakharale, (Islampur)




Kasegaon Education Society's
Rajarambapu Institute of Technology, Rajarnanagar
(MBA WING)

Schedule for Fixed Assets As on 31st March 2018

Sr.No.	Account Head	Opening Balance as on 01.04.2017	Addition During Year 2017-2018		Total	Rate of Depreci ation	Depreciation	W.D.V. Cost of Assets as on 31.03.2018
			Credit	Debit				
1	Equipments and Tools	99,183.77	0.00	-	99,183.77	10	9,918.00	89,265.77 ✓
2	Computers	1,136,386.60	0.00	570,000.00	1,706,386.60	25	426,597.00	1,279,789.60 ✓
3	Software	254,798.00	0.00	1,235,192.00	1,489,990.00	25	372,498.00	1,117,492.00 ✓
4	Furniture	1,573,123.00	0.00		1,573,123.00	10	157,312.00	1,415,811.00 ✓
5	Deadstock	1,349,892.50	0.00	495,845.00	1,845,737.50	10	184,574.00	1,661,163.50 ✓
6	Library Books	864,834.62	0.00	296,184.00	1,161,018.62	25	290,255.00	870,763.62 ✓
7	Light & Fitting	6,105.53	0.00	-	6,105.53	10	611.00	5,494.53 ✓
	Total	5,284,324.02	0.00	2,597,221.00	7,881,545.02		1,441,765.00	6,439,780.02 ✓





 Director
 K.E.Society's
 Rajarambapu Institute of Technology
 Rajarnanagar

Note:- Of the above Assets amount of Rs. 25,97,221.00 pertaining to additions of Fixed assets for the year 2017-18 relate to Development fee fund.

**Kasegaon Education Society's
Rajarambapu Institute of Technology, Rajaramnagar (MBA Wing)
Income and Expenditure Account for the Year Ended 31st March 2018**

Expenditure	Rs.	Rs.	Income	Rs.	Rs.
To Establishment Expenditure			By Income from Other Source		
Audit fee	20,060.00		Fees	15,972,293.00	
Depreciation	1,441,765.00	1,461,825.00	Other Revenue receipts	313,300.00	16,285,593.00
To Expenditure on Object of Trust					
Educational					
Salary of Teaching Staff	8,948,176.00				
Salary of Non- Teaching Staff	1,197,156.00				
Other Revenue Expenditure	4,014,781.45	14,160,113.45			
To Surplus Carried to B/S		663,654.55			
Total		16,285,593.00	Total		16,285,593.00

Examined and found correct as per the books of account produced to us and information & explanations given to us during the course of our audit.


Director
K.E.Society's
Rajarambapu Institute of Technology,
Rajaramnagar, Sakharale.




Place: Sangli

Date: **15 JUN 2018**

For P.C.Patil & Associates
Chartered Accountants




Yuvraj Bhandare
(Partner)

M.No. 130266

Kasegaon Education Society's
Rajarambapu Institute of Technology, Rajaramnagar (MBA Wing)

Schedule of Other Revenue Expenditure for the year 2017-18

1 Printing & Stationery

Printing & Stationery	7,916.17
Total	7916.17

2 Postage & Telegram

Bank Commission YCMOU	236.00
Bank Commission	737.05
Postage & Telegram	9,467.00
Total	10,440.05

3 Student Welfare

Teaching Aid Exp.	1,191.00
Student Welfare	430.00
Student Training	62,878.00
Student Training & Placement	13,555.00
Gymkhana	28,792.00
Cultural Activity	33,309.00
Industry-Institute Interaction	13,331.00
Admission Expenditure	103,200.00
Vision	95,234.00
BOS Meeting Exp.	7,130.00
Total	359,050.00

4 Staff Welfare

Traveling & Conveyance	11,201.00
Hospitality / Refreshment Exp.	14,683.00
Staff Training	83,649.00
Faculty Development Training	170,796.00
Staff Welfare	1,550.00
Total	281,879.00

5 Repairs & Maintenance

Maint.& Repairs - Equipment	26,997.00
Maint.& Repairs - General	602,439.00
Maint.& Repairs - General	22,050.00
Total	651,486.00

6 Telephone & Internet Charges

Telephone Bill	5,990.00
Total	5,990.00

7 Journals & Periodicals

Management Journals, Periodicals	97,066.00
Journal & Periodicals	547,968.23
Newspaper	5,512.00
Total	650,546.23



8 Fees & Subscription

Affiliation & Registration fee	169,000.00
F.R.A. Processing Charges	10,185.00
A.R.A. Processing charges	20,019.00
Total	199,204.00

9 Advertisement

Advertisement	105,103.00
Total	105,103.00

10 Consumable

Consumable	141,920.00
R/c Departmental Exp.	61,275.00
Total	203,195.00

11 Internal Revenue Generation

Internal Revenue Generation	8,513.00
Total	8,513.00



S.K.V.

DIRECTOR

K. E. Society's
Rajarambapu Institute of Technology
An Autonomous Institute
Rajaramnagar, Sakharale, (Islampur)



Kasegaon Education Society's
Rajarambapu Institute of Technology, Rajaramnagar
(Degree, PG)
Schedule for Fixed Assets As on **31st March 2019**

Sr.No.	Account Head	Opening Balance as on 01.04.2018	Addition During Year 2018-19 up to 31/03/2019		Total	Rate of Depreciation	Depreciation	W.D.V. Cost of Assets as on 31.03.2019
			Credit	Debit				
1	Equipments and Tools	29,639,470.76	-	3,849,526.00	33,488,996.76	10	3,348,900.00	30,140,096.76
2	Computers	29,937,986.48	-	10,522,405.00	40,460,391.48	25	10,115,098.00	30,345,293.48
3	Furniture	3,605,190.46	-	-	3,605,190.46	10	360,519.00	3,244,671.46
4	Dead stock	25,508,533.13	-	9,250,417.00	34,758,950.13	10	3,475,895.00	31,283,055.13
5	Library Books	4,902,723.57		1,414,848.00	6,317,571.57	25	1,579,393.00	4,738,178.57
6	Light and Fitting	1,222,290.00	-	159,600.00	1,381,890.00	10	138,189.00	1,243,701.00
7	Electric Installation H.T.	242,712.76	-	-	242,712.76	10	24,271.00	218,441.76
8	Vehicle	10,703,923.62	-	2,610,528.00	13,314,451.62	10	1,331,445.00	11,983,006.62
9	TEQIP (Institutional Development)	13,810,626.38	-	-	13,810,626.38	10	1,381,063.00	12,429,563.38
10	TEQIP - Computers	815,119.84	-	-	815,119.84	25	203,780.00	611,339.84
11	TEQIP (Inst. Develop.) - Books	408,197.23	-	-	408,197.23	25	102,049.00	306,148.23
	Total	120,796,774.23	-	27,807,324.00	148,604,098.23		22,060,602.00	126,543,496.23



8/4/19

Director
K.E. Society's
Rajarambapu Institute of Technology
Rajaramnagar

Note :- Of the above Assets amount of Rs.2,78,07,324.00 pertaining to additions of Fixed assets for the year 2018-19 relate to Development fee fund.

Kasegaon Education Society's
Rajarambapu Institute of Technology, Rajaramnagar (Degree, PG)
Income and Expenditure Account for the period 2018-19 up to 31/03/2019

Expenditure	Rs.	Rs.	Income	Rs.	Rs.
To Establishment Expenditure			By Income from Other Source		
Audit fee	106,200.00		Fees	253,899,353.00	
Depreciation	22,060,602.00	22,166,802.00	Other Revenue Receipt	5,738,893.00	259,638,246.00
To Expenditure on Object of Trust					
Educational					
Salary of Teaching Staff & Non Teaching	186,157,349.00				
Other Revenue Expenditure	63,240,260.04				
TEQIP Loan Interest	3,744,184.00				
Bank Loan Interest	795,860.00	253,937,653.04	To Deficit		16,466,209.04
Total		276,104,455.04	Total		276,104,455.04

Examined and found correct as per the books of account produced to us
and information & explanations given to us during the course of our audit


Director
K.E.Society's

Rajarambapu Institute of Technology,
Rajaramnagar, Sakharale.




Place : Sangli

Date : 25.06.2019



For P.C.Patil & Associates
Chartered Accountants


Yuvraj Bhandare
(Partner)
M.No. 130266

Kasegaon Education Society's
Rajarambapu Institute of Technology, Rajaramnagar (Degree, PG)
Schedule of Other Revenue Expenditure for the year 2018-19 up to 31/03/2019

1 Printing & Stationery

Printing & Stationery	590,183.99
Total	590,183.99

2 Consumable

R/c Departmental Exp	1,638,880.00
Consumable	1,845,312.00
Total	3,484,192.00

3 Student Welfare

Student Welfare	211,586.00
Gymkhana Exp.	374,448.00
Teaching aid expenses	12,456.25
Cultural Activities	330,545.00
Admission Exps	2,290,827.00
Training & Placement	475,655.00
Industry - Institutional Interaction	424,672.00
Student Training	3,951,886.00
Counseling Cell	25,304.00
Prizes	221,388.00
CIID/EDP cell Exp.	94,878.00
Music Cell	170,242.00
Function	6,563.00
Vishakha Cell	34,061.00
Alumini Meet Exp.	13,738.00
Quantum	203,900.00
International Admission Exp.	573,465.00
Total	9,415,614.25

4 Research & Development

Research & Development	944,809.00
Sponsorship (R & D)	204,970.00
Total	1,149,779.00

5 Administrative Expenditure

Administrative Expenditure	5,445,553.00
Total	5,445,553.00

6 Staff Welfare

Travelling & Conveyance	1,273,178.00
Hospitality / Refreshment Exp.	379,251.00
Staff Training	1,152,508.00
Faculty Development Prog.	127,986.00
Staff Welfare	265,114.00
BOS Meeting Exp.	290,606.00
Total	3,488,643.00



7 Repairs & Maintenance

Light & Electrical expenses	722,950.21
Maint. & Repairs - Building	4,296,892.00
Maint. & Repairs - Garden	81,684.00
Maint. & Repairs - Ground	615,650.00
Maint. & Repairs - Gen Set	101,301.00
Maint. & Repairs - Equipment	1,698,051.00
Maint. & Repairs - General	20,625.00
Maint. & Repairs - Furniture	163,076.00
Maint. & Repairs - Vehicle	682,397.00
Maint. & Repairs - Staff Quarter	162,540.00
Insurance & Tax	957,155.00
Waste Water Management	90,616.00
Green Practices	15,000.00
Total	9,607,937.21

8 Telephone & Internet Charges

Telephone Bill	82,751.00
Intercom Expenditure	41,987.00
Internet Expenditure	3,639,981.00
Total	3,764,719.00

9 Water Charges

Water Charges	248,019.00
Water connection expenditure	13,080.00
Total	261,099.00

10 Electricity Charges

Electricity Charges	8,939,513.00
Power & Fuel Expenses	449,644.00
Total	9,389,157.00

11 Journals & Periodicals

College magazine	131,100.00
Engineering Journals, Periodicals	353,142.00
E-Journals & Subscription	3,033,404.00
Newspaper	94,678.00
Total	3,612,324.00

12 Fees & Subscription

Institutional Membership	36,040.00
Accreditation	1,371,870.00
Affiliation & Registration fee	953,823.60
F. R. A. Processing Charges	20,000.00
A. R. A. Processing Charges	341,756.00
Total	2,723,489.60



13 Office Expenses

Postage & Telegram	50,149.00
Bank Commission	9,634.99
Professional Fee	15,000.00
Total	74,783.99

14 Advertisement

Advertisement	417,161.00
Total	417,161.00

15 Security and House Keeping Exp

Security Exp.	3,505,914.00
House Keeping Exp.	2,799,159.00
Total	6,305,073.00

16 Consultancy/Testing Expenditure

Auto Consultancy/Testing	17,200.00
I.T. Engg Consultancy/Testing	13,925.00
Electrical Consultancy/Testing	61,727.00
Electronics Consultancy/Testing	33,740.00
Mech. Consultancy/Testing	403,401.00
Civil Consultancy/Testing	834,484.00
Computer Center Consultancy	469,800.00
Total	1,834,277.00

17 Auto care center	115,387.00
18 Internal Revenue Generation	1,336,337.00
19 University Lead College Program	224,550.00
Grand Total	63,240,260.04



S.K.

DIRECTOR

K.E.S. Rajarambapu Institute of Techy.
Rajarnanagar, Sakharale (Islampur)

**Kasegaon Education Society's
Rajarambapu Institute of Technology, Rajaramnagar
Diploma Second Shift
Schedule for Fixed Assets As on 31st March 2019**

Sr.No.	Account Head	Opening Balance as on 01.04.2018	Addition During Year 2018-2019		Total	Rate of Depreci ation	Depreciation	W.D.V. Cost of Assets as on 31.03.2019
			Credit	Debit				
1	Equipments and Tools	243,423.00	0.00	66,421.00	309,844.00	10	30,984.00	278,860.00
2	Furniture	1,412,775.81	0.00	0.00	1,412,775.81	10	141,278.00	1,271,497.81
3	Computers	1,327,842.00	0.00	1,444,952.00	2,772,794.00	25	693,199.00	2,079,595.00
4	Deadstock	367,888.00	0.00	1,500,000.00	1,867,888.00	10	186,789.00	1,681,099.00
5	Software	114,776.00	0.00	0.00	114,776.00	25	28,694.00	86,082.00
6	Library Books	648,729.00	0.00	277,014.00	925,743.00	25	231,436.00	694,307.00
	Total	4,115,433.81	0.00	3,288,387.00	7,403,820.81		1,312,380.00	6,091,440.81



(Signature)
**Director
K.E.Society's
Rajarambapu Institute of Technology
Rajaramnagar**

Note:- Of the above Assets amount of Rs. 2803373.00 pertaining to additions of Fixed assets for the year 2018-19 relate to Development fee fund.

**Kasegaon Education Society's
Rajarambapu Institute of Technology, Rajaramnagar (Diploma Second Shift)
Income and Expenditure Account for the Year Ended 2018-19**

Expenditure	Rs.	Rs.	Income	Rs.	Rs.
To Establishment Expenditure			By Income from Other Source		
Audit fee	15,340.00		Fees	21,611,114.00	
Depreciation	1,312,380.00	1,327,720.00	Other Revenue Receipt	168,288.00	21,779,402.00
To Expenditure on Object of Trust					
Educational					
Salary of Teaching Staff	18,771,308.00				
Salary of Non Teaching Staff	1,570,003.00				
Other Revenue Expenditure	6,134,680.95	26,475,991.95	By Deficit Carried Over to B/S		6,024,309.95
Total		27,803,711.95	Total		27,803,711.95

Examined and found correct as per the books of account produced to us and information & explanations given to us during the course of our audit.

8/12/19
Director
K.E.Society's
Rajarambapu Institute of Technology,
Rajaramnagar, Sakharale.



Place: Sangli

Date : 25.06.2019

For P.C.Patil & Associates
Chartered Accountants
FRN
123467W
Yuvraj Bhandare
(Partner)
M.No. 130266



Kasegaon Education Society's
Rajarambapu Institute of Technology, Rajaramnagar (Diploma Second Shift)
Schedule of Other Revenue Expenditure for the year 2018-19

1 Advertisement

Advertisement	215,140.00
Total	215,140.00

2 Consumable

R/c Departmental Exp	81,436.00
Consumable	131,077.00
Total	212,513.00

3 Electricity Charges

Electricity Charges	1,055,120.00
Total	1,055,120.00

4 Fees & Subscription

Affiliation & Registration fee	60,000.00
Total	60,000.00

5 Journals & Periodicals

Engineering Journals, Periodicals	82,491.00
Total	82,491.00

6 M.S.B.T.E. Exam Expenditure

M.S.B.T.E. Exam Expenditure	9,187.00
Total	9,187.00

7 Office Expenses

Postage & Telegram	20,932.00
Bank Commission	678.50
Total	21,610.50

8 Printing & Stationery

Printing & Stationery	325,690.07
Total	325,690.07

9 Repairs & Maintenance

General M/R	2,040,828.30
Light & Electrical Exp.	
Equipment M/R	2,650.00
Total	2,043,478.30

10 Administrative Expenditure

Administrative Expenditure	584,140.00
Total	584,140.00



11 Student Welfare	
Student Welfare	1,380.00
Teaching aid expenses	2,127.08
Gymkhana	85,227.00
Admission Exps.	586,601.00
Cultural Activity	7,677.00
Training & Placement	35,223.00
Industry Institute Interaction	75,985.00
Student Training	375,070.00
Counseling Cell	200.00
Total	1,169,490.08

12 Staff Welfare

Traveling & Conveyance	181,337.00
Hospitality / Refreshment Exp.	51,413.00
Staff Training	91,150.00
CIITD/E.D.P Cell	31,921.00
Total	355,821.00

Grand Total Rs.	6,134,680.95
------------------------	---------------------



[Handwritten Signature]

DIRECTOR

K. E. Society's

Rajarambapu Institute of Technology
An Autonomous Institute
Rajarnanagar, Sakharale, (Islampur)



Kasegaon Education Society's
Rajarambapu Institute of Technology, Rajaramnagar
(MBA WING)

Schedule for Fixed Assets As on 31st March 2019

Sr.No.	Account Head	Opening Balance as on 01.04.2018	Addition During Year 2018-2019		Total	Rate of Depreci ation	Depreciation	W.D.V. Cost of Assets as on 31.03.2019
			Credit	Debit				
1	Equipments and Tools	89,265.77	0.00	-	89,265.77	10	8,927.00	80,338.77
2	Computers	1,279,789.60	0.00	728,250.00	2,008,039.60	25	502,010.00	1,506,029.60
3	Software	1,117,492.00	0.00	-	1,117,492.00	25	279,373.00	838,119.00
4	Furniture	1,415,811.00	0.00	-	1,415,811.00	10	141,581.00	1,274,230.00
5	Deadstock	1,661,163.50	0.00	1,526,000.00	3,187,163.50	10	318,716.00	2,868,447.50
6	Library Books	870,763.62	0.00	127,881.00	998,644.62	25	249,661.00	748,983.62
7	Light & Fitting	5,494.53	0.00	-	5,494.53	10	549.00	4,945.53
	Total	6,439,780.02	0.00	2,382,131.00	8,821,911.02		1,500,817.00	7,321,094.02



[Signature]

Director
K.E. Society's
Rajarambapu Institute of Technology
Rajaramnagar

Note:- Of the above Assets amount of Rs. 19,49,540.00 pertaining to additions of Fixed assets for the year 2018-19 relate to Development fee fund.

Kasegaon Education Society's
Rajarambapu Institute of Technology, Rajaramnagar (MBA Wing)
Income and Expenditure Account for the Year Ended 31st March 2019

Expenditure	Rs.	Rs.	Income	Rs.	Rs.
To Establishment Expenditure			By Income from Other Source		
Audit fee	20,060.00		Fees	14,169,131.00	
Depreciation	1,500,817.00	1,520,877.00	Other Revenue receipts	724,412.00	14,893,543.00
To Expenditure on Object of Trust					
Educational					
Salary of Teaching Staff	8,692,766.00				
Salary of Non- Teaching Staff	2,079,160.00		By Deficit		3,459,753.11
Other Revenue Expenditure	6,060,493.11	16,832,419.11			
Total		18,353,296.11	Total		18,353,296.11

Examined and found correct as per the books of account produced to us
and information & explanations given to us during the course of our audit.

Director

K.E.Society's

Rajarambapu Institute of Technology,
Rajaramnagar, Sakharale.



Place: Sangli

Date : 25.06.2019



For P.C.Patil & Associates
Chartered Accountants

(Signature)
Yuvraj Bhandare
(Partner)

M.No. 130266

Kasegaon Education Society's
Rajarambapu Institute of Technology, Rajaramnagar (MBA Wing)

Schedule of Other Revenue Expenditure for the year 2018-19

1 Printing & Stationery

Printing & Stationery	171,100.41
Total	171,100.41

2 Postage & Telegram

Bank Commission	843.70
Postage & Telegram	12,729.00
Total	13,572.70

3 Student Welfare

Teaching Aid Exp.	400.50
University Lead College Programme	9,500.00
Student Training	58,392.00
Student Training & Placement	11,551.00
Gymkhana	44,820.00
Cultural Activity	59,500.00
Industry-Institute Interaction	211,491.00
Admission Expenditure	434,853.00
Vision	102,877.00
BOS Meeting Exp.	24,690.00
Total	958,074.50

4 Staff Welfare

Traveling & Conveyance	34,488.00
Hospitality / Refreshment Exp.	15,043.00
Staff Training	38,642.00
Faculty Development Training Programme	80,640.00
Staff Welfare	1,750.00
Total	170,563.00

5 Repairs & Maintenance


Maint.& Repairs - Building	23,500.00
Maint.& Repairs - Equipment	12,288.00
Maint.& Repairs - General	641,308.50
Light & Electrical Exp.	128,940.00
Total	806,036.50

6 Telephone & Internet Charges

Telephone Bill	3,811.00
Total	3,811.00

7 Journals & Periodicals

Management Journals, Periodicals	72,563.00
E-Journal & Subscription	683,860.00
Newspaper	5,408.00
Total	761,831.00



8 Fees & Subscription

Affiliation & Registration fee	217,000.00
A.R.A. Processing charges	27,891.00
Total	244,891.00

9 Advertisement

Advertisement	264,500.00
Total	264,500.00

10 Consumable

Consumable	125,535.00
R/c Departmental Exp.	63,138.00
Total	188,673.00

11 House Keeping Exp.

House Keeping Exp.	255,000.00
Total	255,000.00

12 Administrative Expenditure

Administrative Expenditure	371,480.00
Total	371,480.00

13 Electricity Charges

Electricity Charges	1,832,120.00
Total	1,832,120.00

14 Water Charges

Water Charges	18,840.00
Total	18,840.00

Grand Total Rs.	6,060,493.11
------------------------	---------------------



[Handwritten signature]

DIRECTOR
K.E.S. Rajarambapu Institute of Techy.
Rajaramnagar, Sekharale (Islampur)

Kasegaon Education Society's
Rajarambapu Institute of Technology, Rajaramnagar
(Degree, PG)
Schedule for Fixed Assets As on 31st March 2020

Sr.No.	Account Head	Opening Balance as on 01.04.2019	Addition During Year 2019-20		Total	Rate of Depreciation	Depreciation	W.D.V. Cost of Assets as on 31.03.2020
			Credit	Debit				
1	Equipments and Tools	30,140,096.76	-	2,879,250.00	33,019,346.76	10	3,301,935.00	29,717,411.76
2	Computers	30,345,293.48	-	9,530,090.00	39,875,383.48	25	9,968,846.00	29,906,537.48
3	Furniture	3,244,671.46	-	-	3,244,671.46	10	324,467.00	2,920,204.46
4	Dead stock	31,283,055.13	25,226.00	1,430,894.00	32,688,723.13	10	3,268,872.00	29,419,851.13
5	Library Books	4,738,178.57	-	558,707.00	5,296,885.57	25	1,324,221.00	3,972,664.57
6	Light and Fitting	1,243,701.00	-	-	1,243,701.00	10	124,370.00	1,119,331.00
7	Electric Installation H.T.	218,441.76	-	-	218,441.76	10	21,844.00	196,597.76
8	Vehicle	11,983,006.62	-	-	11,983,006.62	10	1,198,301.00	10,784,705.62
9	TEQIP (Institutional Development)	12,429,563.38	-	-	12,429,563.38	10	1,242,956.00	11,186,607.38
10	TEQIP - Computers	611,339.84	-	-	611,339.84	25	152,835.00	458,504.84
11	TEQIP (Inst. Develop.) - Books	306,148.23	-	-	306,148.23	25	76,537.00	229,611.23
	Total	126,543,496.23	25,226.00	14,398,941.00	140,917,211.23		21,005,184.00	119,912,027.23



Director
K.E. Society's
Rajarambapu Institute of Technology
Rajaramnagar

Note :- Of the above Assets amount of Rs.1,43,73,715.00 pertaining to additions of Fixed assets for the year 2019-20 relate to Development fee fund.

Kasegaon Education Society's
Rajarambapu Institute of Technology, Rajaramnagar (Degree, PG)
Income and Expenditure Account for the period 2019-20

Expenditure	Rs.	Rs.	Income	Rs.	Rs.
To Establishment Expenditure			By Income from Other Source		
Audit fee	106,200.00		Fees	240,764,061.54	
Depreciation	21,005,184.00	21,111,384.00	Other Revenue Receipt	4,978,396.32	245,742,457.86
To Expenditure on Object of Trust					
Educational					
Salary of Teaching Staff & Non Teaching	188,236,259.00				
Other Revenue Expenditure	59,981,672.40				
TEQIP Loan Interest	1,788,603.00				
Bank Loan Interest	405,596.00	250,412,130.40	To Deficit		25,781,056.54
Total		271,523,514.40	Total		271,523,514.40

Examined and found correct as per the books of account produced to us
and information & explanations given to us during the course of our audit

(Signature)
Director
K.E.Society's
Rajarambapu Institute of Technology,
Rajaramnagar, Sakharale.



Place : Sangli

Date : 19/10/2020

For P.C.Patil & Associates
Chartered Accountants
FRN
123467W
Yuvraj Bhandare
(Partner)
M.No. 130266
UDIN : 20130266AAAAGQ5617



Kasegaon Education Society's
Rajarambapu Institute of Technology, Rajaramnagar (Degree, PG)
Schedule of Other Revenue Expenditure for the year 2019-20

1 Printing & Stationery

Printing & Stationery	293,815.09
Total	293,815.09

2 Consumable

R/c Departmental Exp	1,679,937.00
Consumable	4,108,604.00
Total	5,788,541.00

3 Student Welfare

Student Welfare	215,550.00
Gymkhana Exp.	368,598.00
Teaching aid expenses	9,559.18
Cultural Activities	436,827.00
Admission Exps	1,515,999.00
Training & Placement	376,413.00
Industry - Institutional Interaction	75,070.00
Student Training	3,109,511.00
Counseling Cell	9,040.00
Prizes	39,000.00
CIID/EDP cell Exp.	40,443.00
Music Cell	177,534.00
Function	3,470.00
Vishakha Cell	8,470.00
Medical Aid	8,805.00
Quantum	208,492.00
International Admission Exp.	1,895,997.90
Total	8,498,779.08

4 Research & Development

Research & Development	1,404,692.00
Total	1,404,692.00

5 Administrative Expenditure

Administrative Expenditure	5,070,716.00
Total	5,070,716.00

6 Staff Welfare

Travelling & Conveyance	1,151,861.10
Hospitality / Refreshment Exp.	540,610.00
Staff Training	1,275,552.73
Faculty Development Training Prog.	49,343.00
Staff Welfare	238,300.00
BOS Meeting Exp.	248,249.00
Total	3,503,915.83



7 Repairs & Maintenance

Light & Electrical expenses	888,540.00
Maint. & Repairs - Building	3,730,168.00
Maint. & Repairs - Garden	627,275.00
Maint. & Repairs - Ground	15,800.00
Maint. & Repairs - Gen Set	182,551.00
Maint. & Repairs - Equipment	1,110,892.00
Maint. & Repairs - General	7,773.50
Maint. & Repairs - Furniture	244,435.00
Maint. & Repairs - Vehicle	862,155.00
Maint. & Repairs - Other	136,965.00
Insurance & Tax	992,836.00
Green Practices	17,700.00
Total	8,817,090.50

8 Telephone & Internet Charges

Telephone Bill	61,928.00
Intercom Expenditure	54,669.00
Internet Expenditure	2,825,187.00
Total	2,941,784.00

9 Water Charges

Water Charges	291,537.00
Total	291,537.00

10 Electricity Charges


Electricity Charges	5,246,578.00
Power & Fuel Expenses	260,000.00
Total	5,506,578.00

11 Journals & Periodicals

College magazine	139,251.00
E-Journals & Subscription	3,285,593.60
Newspaper	59,802.00
Library Other Exp.	12,393.00
Total	3,497,039.60

12 Fees & Subscription

Institutional Membership	68,040.00
NAAC Expenditure	3,173.00
Affiliation & Registration fee	1,356,800.00
F. R. A. Processing Charges	10,023.60
A. R. A. Processing Charges	229,841.60
Accreditation	1,579,040.00
Total	3,246,918.20



13 Office Expenses

Postage & Telegram	65,506.00
Bank Commission	5,107.20
Fees & Charges	440,000.00
Office Expenses	3,398.00
RIT - CRS	10,000.00
Total	524,011.20

14 Advertisement

Advertisement	766,937.00
Total	766,937.00

15 Security and House Keeping Exp

Security Exp.	3,844,961.50
House Keeping Exp.	3,030,000.00
Total	6,874,961.50


16 Consultancy/Testing Expenditure

Auto Consultancy/Testing	4,058.00
I.T. Engg Consultancy/Testing	5,734.00
Electrical Consultancy/Testing	38,925.28
Electronics Consultancy/Testing	79,298.12
Mech. Consultancy/Testing	299,739.00
Civil Consultancy/Testing	642,543.00
Computer Center Consultancy	59,085.00
Computer Engg. Consultancy	60,329.00
Center for Teaching & Learning (CTL)	240,063.00
Total	1,429,774.40

17 Auto care center	102,687.00
18 Internal Revenue Generation	1,327,296.00
19 University Lead College Program	94,599.00
Grand Total	59,981,672.40

**DIRECTOR**

K. E. Society's
Rajarambapu Institute of Technology
An Autonomous Institute
Rajaramnagar, Sakharale, (Islampur)



**Kasegaon Education Society's
Rajarambapu Institute of Technology, Rajaramnagar
Diploma Second Shift
Schedule for Fixed Assets As on 31st March 2020**

Sr.No.	Account Head	Opening Balance as on 01.04.2018	Addition During Year 2018-2019		Total	Rate of Depreci ation	Depreciation	W.D.V. Cost of Assets as on 31.03.2019
			Credit	Debit				
1	Equipments and Tools	278,860.00	0.00	224,910.00	503,770.00	10	50,377.00	453,393.00
2	Furniture	1,271,497.81	0.00	0.00	1,271,497.81	10	127,150.00	1,144,347.81
3	Computers	2,079,595.00	0.00	5,781.00	2,085,376.00	25	521,344.00	1,564,032.00
4	Deadstock	1,681,099.00	0.00	72,500.00	1,753,599.00	10	175,360.00	1,578,239.00
5	Software	86,082.00	0.00	172000.00	258,082.00	25	64,521.00	193,561.00
6	Library Books	694,307.00	0.00	150,777.00	845,084.00	25	211,271.00	633,813.00
	Total	6,091,440.81	0.00	625,968.00	6,717,408.81		1,150,023.00	5,567,385.81



[Signature]
**Director
K.E.Society's
Rajarambapu Institute of Technology
Rajaramnagar**

Note:- Of the above Assets amount of Rs. 625968.00 pertaining to additions of Fixed assets for the year 2019-20 relate to Development fee fund.



Kasegaon Education Society's
Rajarambapu Institute of Technology, Rajaramnagar (Diploma Second Shift)
Income and Expenditure Account for the Year Ended 2019-20

Expenditure	Rs.	Rs.	Income	Rs.	Rs.
To Establishment Expenditure			By Income from Other Source		
Audit fee	15,340.00		Fees	19,413,206.00	
Depreciation	1,150,023.00	1,165,363.00	Other Revenue Receipt	92,795.00	19,506,001.00
To Expenditure on Object of Trust					
Educational					
Salary of Teaching Staff	14,217,689.00				
Salary of Non Teaching Staff	1,740,601.00				
Other Revenue Expenditure	5,010,398.67	20,968,688.67	By Deficit Carried Over to B/S		2,628,050.67
Total		22,134,051.67	Total		22,134,051.67

Examined and found correct as per the books of account produced to us and information & explanations given to us during the course of our audit.

(Signature)
Director
K.E.Society's
Rajarambapu Institute of Technology,
Rajaramnagar, Sakharale.



Place: Sangli

Date : 19/10/2020

For P.C.Patil & Associates
Chartered Accountants



(Signature)
Yuvraj Bhandare
(Partner)
M.No. 130266

UDIN : 20130266AAAAGI2364

Kasegaon Education Society's
Rajarambapu Institute of Technology, Rajaramnagar (Diploma Second Shift)
Schedule of Other Revenue Expenditure for the year 2019-20

1 Stationery & Printing

Stationery & Printing	22,515.85
Total	22,515.85

2 Consumable

R/c Departmental Exp	139,685.00
Consumable	137,424.00
Total	277,109.00

3 Electricity Charges

Electricity Charges	702,400.00
Total	702,400.00

4 Fees & Subscription

Affiliation & Registration fee	97,500.00
Total	97,500.00

5 Journals & Periodicals

E Journals	235,272.00
Total	235,272.00

6 Security & Housekeeping Exp.

Security Exp.	330,925.00
Housekeeping Exp.	315,000.00
Total	645,925.00

7 Office Expenses

Postage & Telegram	16,388.00
Bank Commission	2,656.02
Tax Deducted at Source	29.00
Total	19,073.02

8 Auto Care Centre

Auto Care Centre	5,090.00
Total	5,090.00

9 Repairs & Maintenance

Building M/R	52,557.00
General M/R	1,543,146.50
Light & Electrical Exp.	870.00
Equipment M/R	10,000.00
Ground M/R	2,700.00
Total	1,609,273.50

10 Administrative Expenditure

Administrative Expenditure	393,148.00
Total	393,148.00



11 Student Welfare	
Teaching aid expenses	1,400.30
Gymkhana	48,980.00
Admission Exps.	420,546.00
Cultural Activity	16,153.00
Training & Placement	23,438.00
CIITD/E.D.P Cell	31,575.00
Student Training	374,670.00
Counseling Cell	2,000.00
Medical Aid	332.00
Total	919,094.30

12 Staff Welfare	
Traveling & Conveyance	47,314.00
Hospitality / Refreshment Exp.	12,509.00
Staff Training	11,175.00
Total	70,998.00

13 Research & Development	
Research & Development	13,000.00
	13,000.00

Grand Total Rs.	5,010,398.67
------------------------	---------------------



DIRECTOR

K. E. Society's
Rajarambapu Institute of Technology
An Autonomous Institute
Rajaramnagar, Sakharale, (Islampur)



Kasegaon Education Society's
Rajarambapu Institute of Technology, Rajaramnagar
(MBA WING)
Schedule for Fixed Assets As on 31st March 2020

Sr.No.	Account Head	Opening Balance as on 01.04.2019	Addition During Year 2019-2020		Total	Rate of Depreci ation	Depreciation	W.D.V. Cost of Assets as on 31.03.2020
			Credit	Debit				
1	Equipments and Tools	80,338.77	0.00	-	80,338.77	10	8,034.00	72,304.77
2	Computers	1,506,029.60	0.00	20,000.00	1,526,029.60	25	381,507.00	1,144,522.60
3	Software	838,119.00	0.00	-	838,119.00	25	209,530.00	628,589.00
4	Furniture	1,274,230.00	0.00	-	1,274,230.00	10	127,423.00	1,146,807.00
5	Deadstock	2,868,447.50	0.00	813,467.00	3,681,914.50	10	368,191.00	3,313,723.50
6	Library Books	748,983.62	0.00	22,071.00	771,054.62	25	192,764.00	578,290.62
7	Light & Fitting	4,945.53	0.00	-	4,945.53	10	495.00	4,450.53
	Total	7,321,094.02	0.00	855,538.00	8,176,632.02		1,287,944.00	6,888,688.02



[Signature]

Director
K.E. Society's
Rajarambapu Institute of Technology
Rajaramnagar


Note:- Of the above Assets amount of Rs. 8,55,538.00 pertaining to additions of Fixed assets for the year 2019-20 relate to Development fee fund.



**Kasegaon Education Society's
Rajarambapu Institute of Technology, Rajaramnagar (MBA Wing)
Income and Expenditure Account for the Year Ended 31st March 2020**

Expenditure	Rs.	Rs.	Income	Rs.	Rs.
To Establishment Expenditure			By Income from Other Source		
Audit fee	20,060.00		Fees	16,278,116.50	
Depreciation	1,287,944.00	1,308,004.00	Other Revenue receipts	364,559.00	16,642,675.50
To Expenditure on Object of Trust					
Educational					
Salary of Teaching Staff	10,384,438.00				
Salary of Non- Teaching Staff	2,369,043.00		By Deficit		1,946,733.76
Other Revenue Expenditure	4,527,924.26	17,281,405.26			
Total		18,589,409.26	Total		18,589,409.26

Examined and found correct as per the books of account produced to us and information & explanations given to us during the course of our audit.


Director
K.E.Society's
Rajarambapu Institute of Technology,
Rajaramnagar, Sakharale.




Place: Sangli

Date : 19/10/2020



For P.C.Patil & Associates
Chartered Accountants


Yuvraj Bhandare
(Partner)

M.No. 130266

UDIN :20130266AAAAFY8065

Kasegaon Education Society's
Rajarambapu Institute of Technology, Rajaramnagar (MBA Wing)

Schedule of Other Revenue Expenditure for the year 2019-20

1 Printing & Stationery

Printing & Stationery	12,287.00
Total	12,287.00

2 Postage & Telegram

Bank Commission	1,516.32
Postage & Telegram	8,674.00
Total	10,190.32

3 Student Welfare

Teaching Aid Exp.	271.50
University Lead College Programme	17,743.00
Student Training	275,540.00
Student Training & Placement	3,080.00
Gymkhana	38,250.00
Cultural Activity	3,825.00
Industry-Institute Interaction	58,071.00
Admission Expenditure	199,471.00
Student Welfare	3,340.00
Vision	71,622.00
BOS Meeting Exp.	13,330.00
Total	684,543.50

4 Staff Welfare

Traveling & Conveyance	9,966.00
Hospitality / Refreshment Exp.	37,985.00
Staff Training	99,470.20
Faculty Development Training Programme	33,437.00
Staff Welfare	3,400.00
Total	184,258.20

5 Repairs & Maintenance

Maint.& Repairs - Building	399,724.00
Maint.& Repairs - Equipment	8,450.00
Maint.& Repairs - General	632,500.00
Light & Electrical Exp.	31,472.00
Total	1,072,146.00

6 Telephone & Internet Charges

Telephone Bill	2,632.00
Total	2,632.00

7 Journals & Periodicals

E-Journal & Subscription	1,131,346.84
Total	1,131,346.84



8 Fees & Subscription

Affiliation & Registration fee	186,400.00
A.R.A. Processing charges	20,035.40
Total	206,435.40

9 Consumable

Consumable	141,308.00
R/c Departmental Exp.	44,097.00
Total	185,405.00

10 House Keeping Exp.

Security Exp.	309,973.00
House Keeping Exp.	315,000.00
Total	624,973.00

11 Administrative Expenditure

Administrative Expenditure	342,292.00
Total	342,292.00

12 Fees & Charges

30,250.00

13 Center for Teaching & Learning (CTL)

7,200.00

14 Internal Revenue Generation (IRG)

29,965.00

15 Research & Development Exp.

4,000.00

Grand Total Rs.**4,527,924.26**

S. K. W.

DIRECTOR

K. E. Society's

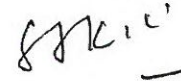
Rajarambapu Institute of Technology
An Autonomous Institute
Rajaramnagar, Sakharale, (Islampur)



Kasegaon Education Society's
Rajarambapu Institute of Technology, Rajaramnagar
(Degree, PG)
Schedule for Fixed Assets As on 31st March 2021

Sr.No.	Account Head	Opening Balance as on 01.04.2020	Addition During Year 2020-21		Total	Rate of Depreciat ion	Depreciation	W.D.V. Cost of Assets as on 31.03.2021
			Credit	Debit				
1	Equipments and Tools	29,717,411.76	6,964,592.00	15,537,654.00	38,290,473.76	10	3,829,047.00	34,461,426.76
2	Computers	29,906,537.48	-	6,762,991.00	36,669,528.48	25	9,167,382.00	27,502,146.48
3	Furniture	2,920,204.46	-	-	2,920,204.46	10	292,020.00	2,628,184.46
4	Dead stock	29,419,851.13	57,196.00	3,298,285.00	32,660,940.13	10	3,266,094.00	29,394,846.13
5	Library Books	3,972,664.57	12,205.00	625,800.00	4,586,259.57	25	1,146,565.00	3,439,694.57
6	Light and Fitting	1,119,331.00	-	-	1,119,331.00	10	111,933.00	1,007,398.00
7	Electric Installation H.T.	196,597.76	-	-	196,597.76	10	19,660.00	176,937.76
8	Vehicle	10,784,705.62	-	-	10,784,705.62	10	1,078,471.00	9,706,234.62
9	TEQIP (Institutional Development)	11,186,607.38	-	-	11,186,607.38	10	1,118,661.00	10,067,946.38
10	TEQIP - Computers	458,504.84	-	-	458,504.84	25	114,626.00	343,878.84
11	TEQIP (Inst. Develop.) - Books	229,611.23	-	-	229,611.23	25	57,403.00	172,208.23
	Total	119,912,027.23	7,033,993.00	26,224,730.00	139,102,764.23		20,201,862.00	118,900,902.23




 Director
 K.E. Society's
 Rajarambapu Institute of Technology
 Rajaramnagar


Note :- Of the above Assets amount of Rs.1,47,87,893.00 pertaining to additions of Fixed assets for the year 2020-21 relate to Development fee fund.



Kasegaon Education Society's
Rajarambapu Institute of Technology, Rajarnanagar (Degree, PG)
Income and Expenditure Account for the period 2020-21

Expenditure	Rs.	Rs.	Income	Rs.	Rs.
To Establishment Expenditure			By Income from Other Source		
Audit fee	106,200.00		Fees	161,761,296.31	
Depreciation	20,201,862.00	20,308,062.00	Other Revenue Receipt	1,209,250.16	162,970,546.47
To Expenditure on Object of Trust					
Educational					
Salary of Teaching Staff & Non Teaching	189,073,229.00				
Other Revenue Expenditure	34,311,124.82				
TEQIP Loan Interest	1,490,502.00				
Bank Loan Interest	120,336.00	224,995,191.82	By Deficit		82,332,707.35
Total		245,303,253.82	Total		245,303,253.82

Examined and found correct as per the books of account produced to us
and information & explanations given to us during the course of our audit



Director
K.E.Society's
Rajarambapu Institute of Technology,
Rajarnanagar, Sakharale.



Place : Sangli

Date : 24/11/2021

For P.C.Patil & Associates
Chartered Accountants


Luvraj Bhandare
(Partner)

M.No. 130266
UDIN : 21130266AAAAUY5117

Kasegaon Education Society's
Rajarambapu Institute of Technology, Rajaramnagar (Degree, PG)
Schedule of Other Revenue Expenditure for the year 2020-21

1 Printing & Stationery

Printing & Stationery	478,165.45
Total	478,165.45

2 Consumable

R/c Departmental Exp	1,020,600.18
Consumable	2,784,697.00
Total	3,805,297.18

3 Student Welfare

Student Welfare	4,308.00
Gymkhana Exp.	179,310.00
Teaching aid expenses	5,058.74
Cultural Activities	22,526.00
Training & Placement	78,509.00
Industry - Institutional Interaction	37,665.00
Student Training	1,299,995.00
CIID/EDP cell Exp.	82,780.00
Music Cell	16,200.00
Function	7,990.00
Vishakha Cell	34,903.00
Medical Aid	113,082.00
Graduation Ceremony Exp.	16,123.00
Total	1,898,449.74

4 Research & Development

Research & Development	912,075.00
Total	912,075.00

5 Administrative Expenditure

Administrative Expenditure	4,701,118.00
Total	4,701,118.00

6 Staff Welfare

Travelling & Conveyance	207,959.00
Hospitality / Refreshment Exp.	194,524.00
Staff Training	449,820.32
Faculty Development Training Prog.	20,643.00
Staff Welfare	378,773.00
BOS Meeting Exp.	42,950.00
Total	1,294,669.32



7 Repairs & Maintenance

Light & Electrical expenses	1,028,009.00
Maint. & Repairs - Building	1,419,547.00
Maint. & Repairs - Garden	211,178.00
Maint. & Repairs - Ground	18,450.00
Maint. & Repairs - Gen Set	45,311.00
Maint. & Repairs - Equipment	844,944.00
Maint. & Repairs - General	261,398.00
Maint. & Repairs - Furniture	346,433.00
Maint. & Repairs - Vehicle	329,409.00
Maint. & Repairs - Staff Quarter	157,434.00
Insurance & Tax	762,071.00
Green Practices	-
Total	5,424,184.00

8 Telephone & Internet Charges

Telephone Bill	64,306.60
Intercom Expenditure	128,056.00
Internet Expenditure	1,842,539.00
Total	2,034,901.60

9 Water Charges

Water Charges	193,585.00
Total	193,585.00

10 Electricity Charges

Electricity Charges	423,969.85
Power & Fuel Expenses	104,700.00
Total	528,669.85

11 Journals & Periodicals

College magazine	154,315.00
E-Journals & Subscription	2,947,425.00
Engg. Journals & Periodicals	400.00
Newspaper	24,914.00
Library Other Exp.	-
Total	3,127,054.00

12 Fees & Subscription

Institutional Membership	63,720.00
NAAC Expenditure	-
Affiliation & Registration fee	191,200.00
F. R. A. Processing Charges	-
A. R. A. Processing Charges	-
Accreditation	59,000.00
Total	313,920.00

8/12/14



13 Office Expenses

Postage & Telegram	26,733.00
Bank Commission	8,456.42
Professional Fee	31,240.00
Fee Discounting	131,635.00
Total	198,064.42

14 Advertisement

Advertisement	478,216.00
Total	478,216.00

15 Security and House Keeping Exp

Security Exp.	3,531,228.00
House Keeping Exp.	2,205,000.00
Total	5,736,228.00

16 Consultancy/Testing Expenditure

Electrical Consultancy/Testing	36,630.26
Mech. Consultancy/Testing	183,836.00
Total	220,466.26

17 Auto Care Centre	62,116.00
18 Internal Revenue Generation	
19 International Admission Exp.	473,697.00
20 Admission Exps	2,430,248.00
Grand Total	34,311,124.82


8/11/11



**Kasegaon Education Society's
Rajarambapu Institute of Technology, Rajaramnagar
Diploma
Schedule for Fixed Assets As on 31st March 2021**

Sr.No.	Account Head	Opening Balance as on 01.04.2020	Addition During Year 2020-21		Total	Rate of Depreci ation	Depreciation	W.D.V. Cost of Assets as on 31.03.2021
			Credit	Debit				
1	Equipments and Tools	453,393.00	37,170.00	1,045,678.00	1,461,901.00	10	146,190.00	1,315,711.00
2	Furniture	1,144,347.81	-	-	1,144,347.81	10	114,435.00	1,029,912.81
3	Computers	1,564,032.00	-	73,865.00	1,637,897.00	25	409,474.00	1,228,423.00
4	Deadstock	1,578,239.00	-	65,357.00	1,643,596.00	10	164,360.00	1,479,236.00
5	Software	193,561.00	-	5,702.00	199,263.00	25	49,816.00	149,447.00
6	Library Books	633,813.00	1,925.00	30,013.00	661,901.00	25	165,475.00	496,426.00
	Total	5,567,385.81	39,095.00	1,220,615.00	6,748,905.81		1,049,750.00	5,699,155.81




Director
K.E.Society's
Rajarambapu Institute of Technology
Rajaramnagar


Note:- Of the above Assets amount of Rs. 11,81,520.00 pertaining to additions of Fixed assets for the year 2020-21 relate to Development fee fund.



**Kasegaon Education Society's
Rajarambapu Institute of Technology, Rajaramnagar (Diploma)
Income and Expenditure Account for the Year Ended 2020-21**

Expenditure	Rs.	Rs.	Income	Rs.	Rs.
To Establishment Expenditure			By Income from Other Source		
Audit fee	15,340.00		Fees	10,529,130.75	
Depreciation	1,049,750.00	1,065,090.00	Other Revenue Receipt	147,170.00	
To Expenditure on Object of Trust					
Educational					
Salary of Teaching Staff	11,741,621.00				
Salary of Non Teaching Staff	1,569,333.00				
Other Revenue Expenditure	4,334,921.12	17,645,875.12	By Deficit Carried Over to B/S		8,034,664.37
Total		18,710,965.12	Total		18,710,965.12

Examined and found correct as per the books of account produced to us and information & explanations given to us during the course of our audit.



Director
K.E.Society's
Rajarambapu Institute of Technology,
Rajaramnagar, Sakharale.




Place: Sangli

Date : 24/11/2021

For P.C.Patil & Associates
Chartered Accountants


Yuvraj Bhandare
(Partner)



M.No. 130266

UDIN : 21130266AAAAUZ6396

Kasegaon Education Society's
Rajarambapu Institute of Technology, Rajaramnagar (Diploma)
Schedule of Other Revenue Expenditure for the year 2020-21

1 Stationery & Printing

Stationery & Printing	13,550.89
Total	13,550.89

2 Consumable

R/c Departmental Exp	32,344.00
Consumable	148,157.00
Total	180,501.00

3 Electricity Charges

Electricity Charges	341,240.00
Total	341,240.00

4 Fees & Subscription

Affiliation & Registration fee	97,500.00
Total	97,500.00

5 Journals & Periodicals

E Journals	111,701.00
Total	111,701.00

6 Security & Housekeeping Exp.

Security Exp.	274,870.00
Housekeeping Exp.	
Total	274,870.00

7 Office Expenses

Postage & Telegram	7,522.00
Internet expenses	250,000.00
Bank Commission	1,745.90
Total	259,267.90

8 Auto Care Centre

Auto Care Centre	110,978.00
Total	110,978.00

9 Repairs & Maintenance

Building M/R	
General M/R	2,065,330.00
Light & Electrical Exp.	
Equipment M/R	
Ground M/R	
Total	2,065,330.00

10 Administrative Expenditure

Administrative Expenditure	367,142.00
Total	367,142.00



11 Student Welfare	
Teaching aid expenses	1,544.33
Gymkhana	8,800.00
Admission Exps.	464,560.00
Cultural Activity	1,179.00
Training & Placement	2,669.00
Medical Aid	994.00
Total	479,746.33

12 Staff Welfare

Traveling & Conveyance	27,224.00
Hospitality / Refreshment Exp.	1,020.00
Staff Training	4,850.00
Total	33,094.00

13 Research & Development	
Research & Development	
	-

Grand Total Rs.	4,334,921.12
------------------------	---------------------

5/12/14

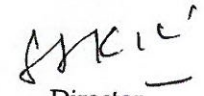


Kasegaon Education Society's
Rajarambapu Institute of Technology, Rajaramnagar
(MBA WING)

Schedule for Fixed Assets As on 31st March 2021

Sr.No.	Account Head	Opening Balance as on 01.04.2020	Addition During Year 2020-2021		Total	Rate of Depreci ation	Depreciation	W.D.V. Cost of Assets as on 31.03.2021
			Credit	Debit				
1	Equipments and Tools	72,304.77	0.00	0.00	72,304.77	10	7,230.00	65,074.77
2	Computers	1,144,522.60	0.00	25276.00	1,169,798.60	25	292,450.00	877,348.60
3	Software	628,589.00	0.00	10900.00	639,489.00	25	159,872.00	479,617.00
4	Furniture	1,146,807.00	0.00	0.00	1,146,807.00	10	114,681.00	1,032,126.00
5	Deadstock	3,313,723.50	0.00	93800.00	3,407,523.50	10	340,752.00	3,066,771.50
6	Library Books	578,290.62	0.00	3998.00	582,288.62	25	145,572.00	436,716.62
7	Light & Fitting	4,450.53	0.00	0.00	4,450.53	10	445.00	4,005.53
	Total	6,888,688.02	-	133,974.00	7,022,662.02		1,061,002.00	5,961,660.02




 Director
 K.E.Society's
 Rajarambapu Institute of Technology
 Rajaramnagar

Note:- Of the above Assets amount of Rs. 133974.00 pertaining to additions of Fixed assets for the year 2020-21 relate to Development fee fund.



Kasegaon Education Society's
Rajarambapu Institute of Technology, Rajaramnagar (MBA Wing)
Income and Expenditure Account for the Year Ended 31st March 2021

Expenditure	Rs.	Rs.	Income	Rs.	Rs.
To Establishment Expenditure			By Income from Other Source		
Audit fee	20,060.00		Fees	11,395,843.75	
Depreciation	1,061,002.00	1,081,062.00	Other Revenue receipts	575,900.00	11,971,743.75
To Expenditure on Object of Trust					
Educational					
Salary of Teaching Staff	9,781,686.00				
Salary of Non- Teaching Staff	2,406,517.00		By Deficit		5,152,896.33
Other Revenue Expenditure	3,855,375.08	16,043,578.08			
Total		17,124,640.08	Total		17,124,640.08

Examined and found correct as per the books of account produced to us and information & explanations given to us during the course of our audit.

[Signature]

Director
K.E.Society's
Rajarambapu Institute of Technology,
Rajaramnagar, Sakharale.



Place: Sangli

Date : 24/11/2021

For P.C.Patil & Associates
Chartered Accountants

[Signature]
Kuvraj Bhandare
(Partner)

M.No. 130266
UDIN :21130266AAAAVF3439

Kasegaon Education Society's
Rajarambapu Institute of Technology, Rajaramnagar (MBA Wing)

Schedule of Other Revenue Expenditure for the year 2020-21

1 Printing & Stationery

Printing & Stationery	5,936.00
Total	5,936.00

2 Postage & Telegram

Bank Commission	3,669.80
Postage & Telegram	1,358.00
Total	5,027.80

3 Student Welfare

Teaching Aid Exp.	703.28
University Lead College Programme	22,938.00
Student Training	7,000.00
Student Training & Placement	510.00
Industry-Institute Interaction	1,552.00
Admission Expenditure	49,336.00
Vision	1,035.00
Total	83,074.28

4 Staff Welfare

Traveling & Conveyance	1,101.00
Hospitality / Refreshment Exp.	3,955.00
Staff Training	18,950.00
Faculty Development Training Programme	24,800.00
Staff Welfare	3,300.00
Total	52,106.00

5 Repairs & Maintenance

Maint.& Repairs - Equipment	17,570.00
Maint.& Repairs - General	712,250.00
Light & Electrical Exp.	517,570.00
Total	1,247,390.00

6 Telephone & Internet Charges

Telephone Bill	1,940.00
Internet expenses	250,000.00
Total	251,940.00

7 Journals & Periodicals

E-Journal & Subscription	1,334,297.00
Total	1,334,297.00

8 Fees & Subscription

Affiliation & Registration fee	14,900.00
Institutional Membership Fees	13,570.00
Total	28,470.00



9 Consumable

Consumable	164,804.00
R/c Departmental Exp.	22,505.00
Total	187,309.00

10 House Keeping Exp.

Security Exp.	
House Keeping Exp.	334,526.00
Total	334,526.00

11 Administrative Expenditure

Administrative Expenditure	316,903.00
Total	316,903.00

12 Fees Discounting

2,996.00

13 Center for Teaching & Learning (CTL)

5,400.00

Total

8,396.00

Grand Total Rs.

3,855,375.08

Shri